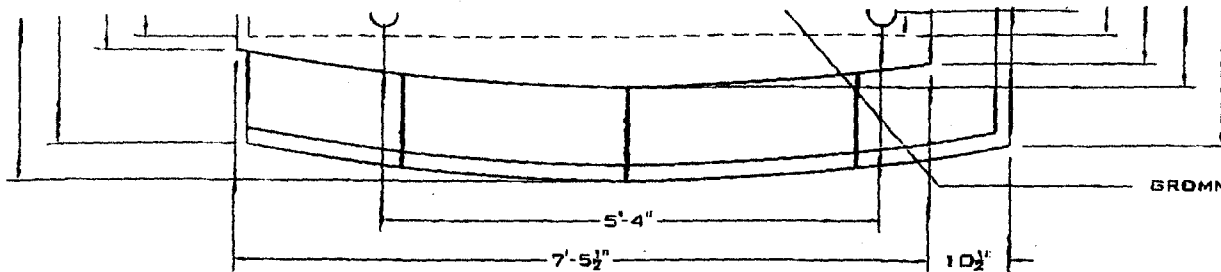


PLAN PLAN AT COUNTER
 1 SCALE: 3/4" = 1'-0"

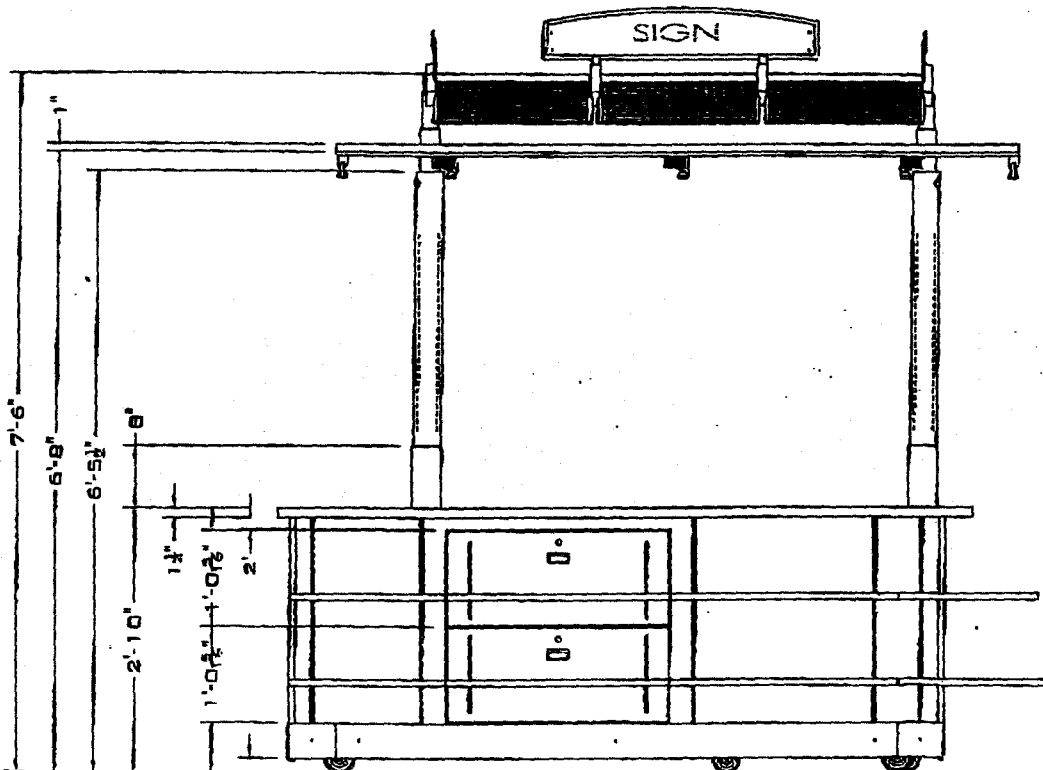
| | | | | | |
|----------------------|--------------------|------------------|------------|------|----------|
| | OWNER | THE MACERICH CO. | | DATE | |
| | JOB NO. | INLAND CENTER | | DATE | |
| | JOB DESCRIPTION | STANWOOD ELLIPSE | | DATE | |
| | QTY | QTY NUMBER | DATE | QTY | QTY UNIT |
| | 4 | RD4.3060 | 05.12.2004 | 1 | 1 1:1 |
| DRAWN BY | J. MOELLER | | SCALE | | |
| CHECKED BY | D. ARMENT | | SCALE | | |
| DATE | 05.23.01.00 | | DATE | | |
| STAK DESIGN INC. | 5440 LUNA ROAD | | DATE | | |
| CARROLLTON, TX 75006 | WWW.STAKDESIGN.COM | | DATE | | |

THIS DRAWING, AND THE INFORMATION CONTAINED HEREIN, IS THE PROPERTY OF STAK DESIGN INC. IT MAY NOT BE REPRODUCED OR COPIED IN WHOLE OR IN PART. ANY UNAUTHORIZED USE OR ANY OTHER PROJECT MAY BE SUBJECT TO PENALTY BY LAW.



GROMMETS BLACK

| | |
|------|---------------------|
| PLAN | PLAN AT COUNTER |
| 1 | SCALE: 3/4" = 1'-0" |



TUBULAR STEEL
PAINTED PURP

BLACK LIGHT TR
LIGHTBAR TO 61
WATT MR

Ø3 1/2" COLUMNS W
SLOTTING @45° TO BE 1
MORTON BEECH

HAFELE RECESSED PULL
COATED IFS UNIVERSA

BODY OF UNIT TO BE LAMINATED
HARDROCK MAPLE SEUI
DRAWER FACES, DOORS, P
PULL OUT SHELVES TO BE
MATCH, WITH 3MM CANPLAS

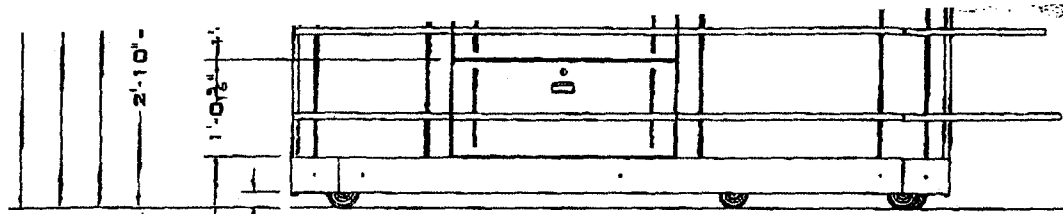
SHELF BRACKETS TO HAVE

| | |
|-------|----------------------|
| ELEV. | ELEVATION-SIDE FRONT |
| 1 | SCALE: 3/4" = 1'-0" |

C

U

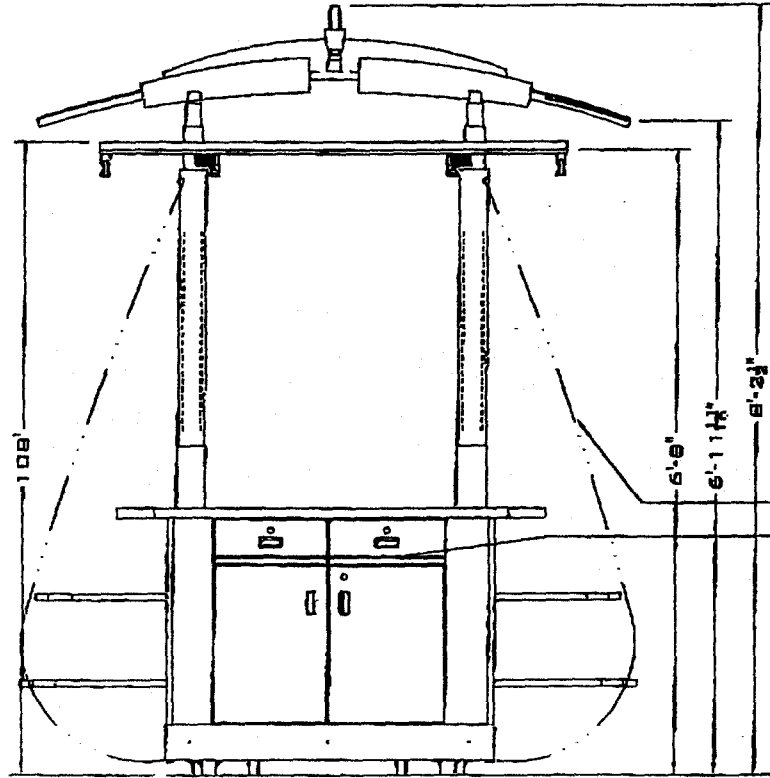
U



BODY OF UNIT TO BE LAMINATED PIONITE HARDROCK MAPLE SUEDE WM791. ALL DRAWER FACES, DOORS, PULL OUT BIN & PULL OUT SHELVES TO BE LAMINATED TO MATCH, WITH 3MM CANPLAST BLACK 1595 EDGE BANDING

SHELF BRACKETS TO HAVE ANO-CHROME FINISH

ELEV. ELEVATION-SIDE FRONT
1 SCALE: 3/4"=1'-0"



DECORATIVE FIN TO BE PAINTED GREEN FMS #559 C

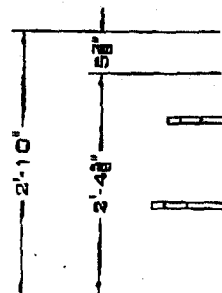
END SIGNAGE TO BE MDF SUBSTRATE LAMINATED PIONITE HARDROCK MAPLE SUEDE WM791, WITH 3MM CANPLAST BLACK 1595 EDGE BANDING, 1" ACRYLIC OVER FACE

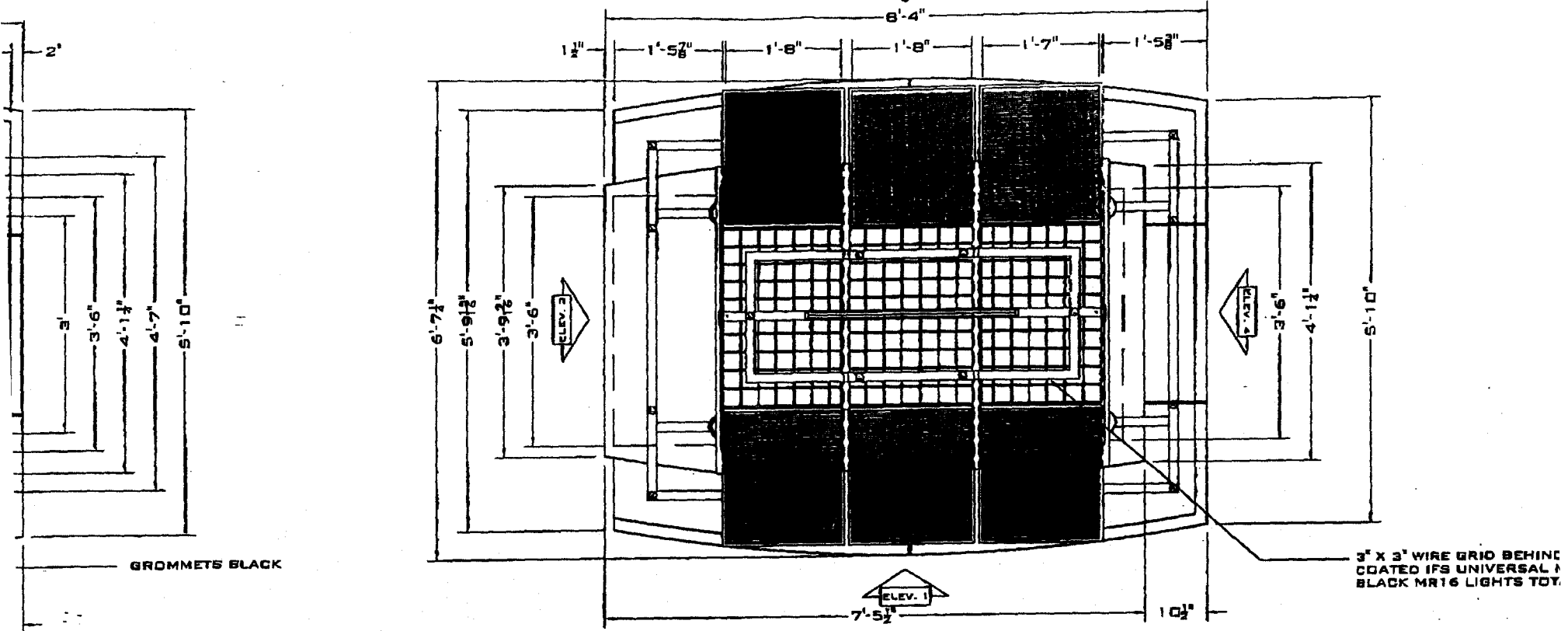
CURVED CANOPY RIBB TO BE LAMINATED PIONITE HARDROCK MAPLE SUEDE WM791 WITH 3MM CANPLAST HARDROCK MAPLE CP56534 TL

SOFT SECURITY SILVER

PULL OUT RETRACTABLE ADA SHELVES WITH TOUCHLATCH HARDWARE

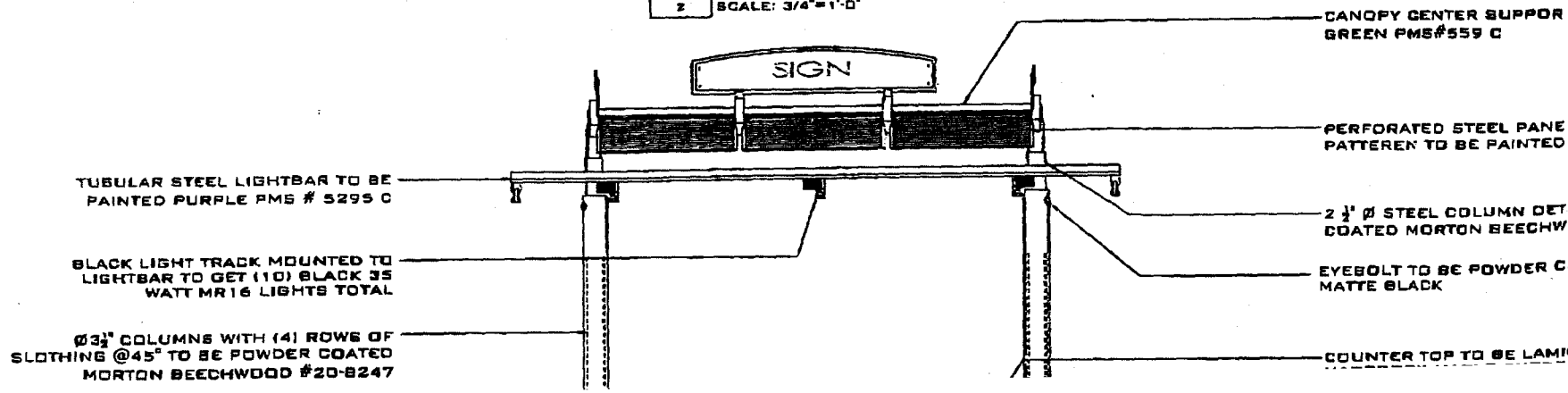
ELEV. ELEVATION-CASH STAND
3 SCALE: 3/4"=1'-0"





GROMMETS BLACK

3' X 3' WIRE GRID BEHIND COATED IFS UNIVERSAL & BLACK MR16 LIGHTS TOT.



TUBULAR STEEL LIGHTBAR TO BE PAINTED PURPLE PMS # 5295 C

BLACK LIGHT TRACK MOUNTED TO LIGHTBAR TO GET (10) BLACK 35 WATT MR16 LIGHTS TOTAL

Ø3" COLUMNS WITH (4) ROWS OF SLOTHING @45° TO BE POWDER COATED MORTON BEECHWOOD #20-8247

CANOPY CENTER SUPPORT GREEN PMS#559 C

PERFORATED STEEL PANE PATTERN TO BE PAINTED

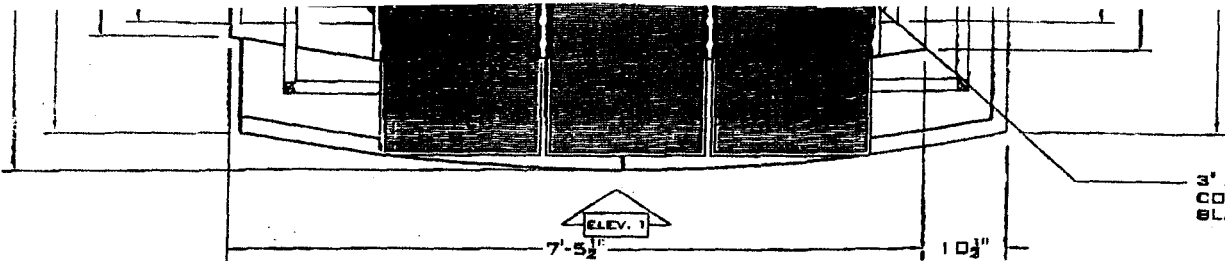
2 1/2" Ø STEEL COLUMN DET COATED MORTON BEECHWOOD

EYEBOLT TO BE POWDER COATED MATTE BLACK

COUNTER TOP TO BE LAMINATED

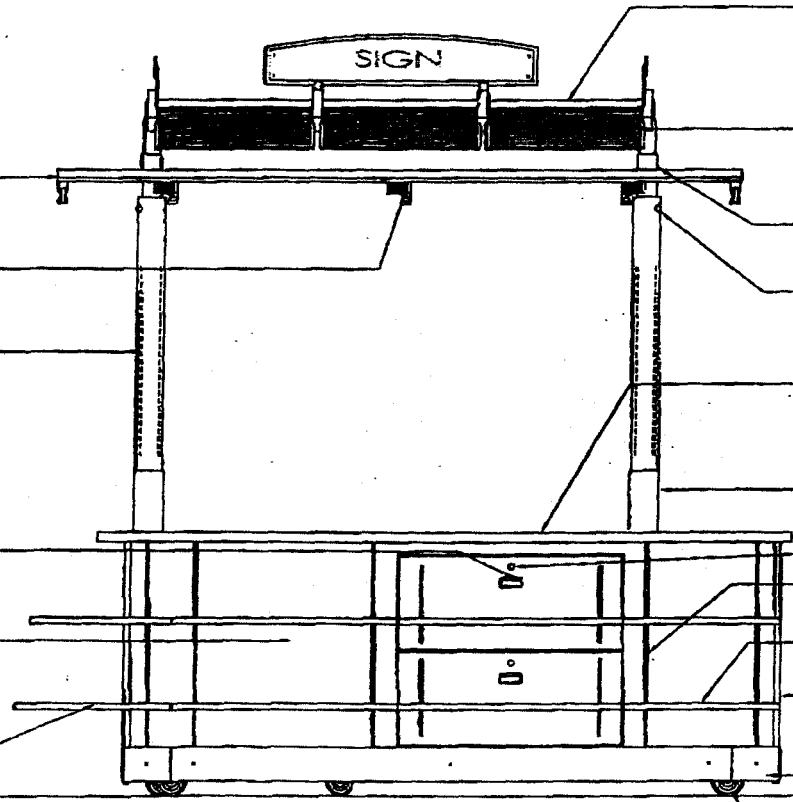
SIGN

METS BLACK



3' X 3' WIRE GRID BEHIND TO BE POWDER COATED IFS UNIVERSAL MATTE BLACK, & GET BLACK MR16 LIGHTS TOTAL

PLAN REFLECTED CEILING PLAN
2 SCALE: 3/4"=1'-0"



CANOPY CENTER SUPPORT TO BE PAINTED GREEN PMS#559 C

PERFORATED STEEL PANELS WITH 1/2" SQUARE PATTERN TO BE PAINTED GREEN PMS #559 C

TUBULAR STEEL LIGHTBAR TO BE PAINTED PURPLE PMS # 5295 C

2 1/2" Ø STEEL COLUMN DETAILS TO BE POWDER COATED MORTON BEECHWOOD #20-8247

BLACK LIGHT TRACK MOUNTED TO LIGHTBAR TO GET (10) BLACK 35 WATT MR16 LIGHTS TOTAL

EYEBOLT TO BE POWDER COATED IFS UNIVERSAL MATTE BLACK

Ø3 1/2" COLUMNS WITH (4) ROWS OF SLOTHING @45° TO BE POWDER COATED MORTON BEECHWOOD #20-8247

COUNTER TOP TO BE LAMINATED PIONITE HARDROCK MAPLE SEUDE WM791 WITH 3MM CANPLAST BLACK 1595 EDGE BANDING

TUBULAR STEEL SLEEVE TO BE PAINTED PURPLE PMS #5295 C

HAFELE RECESSED PULL TO BE POWDER COATED IFS UNIVERSAL MATTE BLACK

KENSTAN LOCKS, NICKEL FINISH

RECESSED STANDARDS TO BE POWDER COATED IFS UNIVERSAL MATTE BLACK

BODY OF UNIT TO BE LAMINATED PIONITE HARDROCK MAPLE SEUDE WM791, ALL DRAWER FACES, DOORS, PULL OUT BIN & PULL OUT SHELVES TO BE LAMINATED TO MATCH, WITH 3MM CANPLAST BLACK 1595 EDGE BANDING

ADJUSTABLE SHELVING TO BE LAMINATED PIONITE HARDROCK MAPLE SEUDE WM791, WITH 3MM CANPLAST BLACK 1595 EDGE BANDING

RECESSED 1/2" X 1/2" CORNER PROTECTIVE ANGLES TO BE POWDER COATED IFS UNIVERSAL MATTE BLACK

SHELF BRACKETS TO HAVE ANO-CHROME FINISH

METAL KICK BASE, POWDER COATED IFS UNIVERSAL MATTE BLACK. BOLTS PAINTED TO MATCH STAFAST

ELEV. ELEVATION-SIDE REAR
2 SCALE: 3/4"=1'-0"

COLSON HEAVY-DUTY CASTERS

DECORATIVE FIN TO BE PAINTED GREEN PMS #559 C

