



# SOUTHPARK MALL

MOLINE, IL

---

## MARKET PROFILE 2024

**MAJOR RETAILERS** Ashley Furniture, Dick's Sporting Goods, Dillard's, JCPenney, Shoe Dept. Encore, Von Maur

**RESTAURANTS & ENTERTAINMENT** Arby's, Buffalo Wild Wings, Habanero's, KFC, Olive Garden, Taco Bell

**PROPERTY TYPE** Regional | **TOTAL SQUARE FEET** 802,000 | **BUILT / RENOVATED** 1974 / 2014

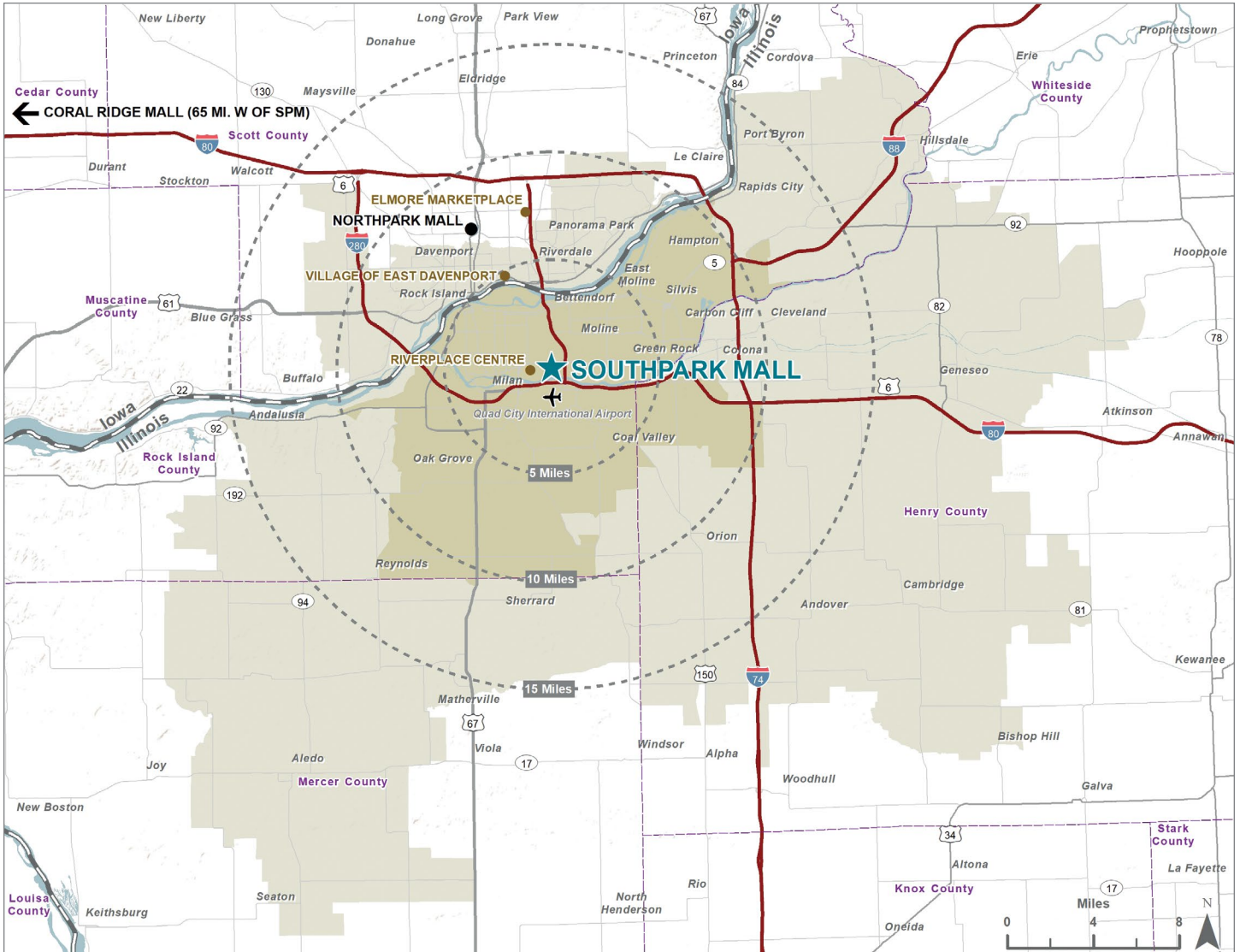
**FOR MORE INFORMATION** 309-797-8450 | [Macerich.com](http://Macerich.com)



# DEMOGRAPHIC SUMMARY

POPULATION	PRIMARY TRADE AREA		TOTAL TRADE AREA		DAVENPORT-MOLINE-ROCK ISLAND, IA-IL [MSA]	
2023 Total Population	131,707		278,476		383,616	
2028 Total Population	129,397		276,351		381,503	
2023-2028 Population Growth	-1.8%		-0.8%		-0.6%	
HOUSEHOLDS						
2023 Total Households	55,991		116,385		160,181	
2028 Total Households	55,893		116,946		161,182	
2023-2028 Household Growth	-0.2%		0.5%		0.6%	
INCOME						
Average Household Income	\$74,683		\$88,698		\$90,860	
Median Household Income	\$56,552		\$62,410		\$63,396	
Per Capita Income	\$31,766		\$37,133		\$37,978	
HOUSEHOLD INCOME RANGES						
\$50,000 +	31,483	56.2%	70,668	60.7%	98,400	61.4%
\$75,000 +	21,387	38.2%	49,540	42.6%	69,225	43.2%
\$100,000 +	13,015	23.2%	32,521	27.9%	46,236	28.9%
\$150,000 +	4,455	8.0%	14,221	12.2%	20,914	13.1%
AGE						
Median Age	41.7		41.6		41.4	
EDUCATION / OCCUPATION						
Bachelor's Degree Plus	22,917	24.5%	57,410	29.1%	78,828	29.1%
White Collar	33,827	53.3%	79,769	57.3%	111,210	57.7%
RACE/ETHNICITY						
White	89,859	68.2%	208,913	75.0%	295,551	77.0%
Black/African American	16,533	12.6%	26,321	9.5%	33,637	8.8%
American Indian	734	0.6%	1,265	0.5%	1,525	0.4%
Asian	4,182	3.2%	7,835	2.8%	9,399	2.5%
Pacific Islander	46	0.0%	115	0.0%	166	0.0%
Other Race	20,353	15.5%	34,026	12.2%	43,338	11.3%
Hispanic or Latino	20,147	15.3%	30,725	11.0%	37,569	9.8%
Not Hispanic or Latino	111,560	84.7%	247,751	89.0%	346,047	90.2%
EMPLOYMENT / DAYTIME POPULATION						
	1 MILE		3 MILE		5 MILE	
Total Businesses	388		2,050		4,383	
Total Employees	7,642		30,223		70,363	
Daytime Population	5,951		55,892		130,390	

# TRADE AREA MAP







## LEGEND

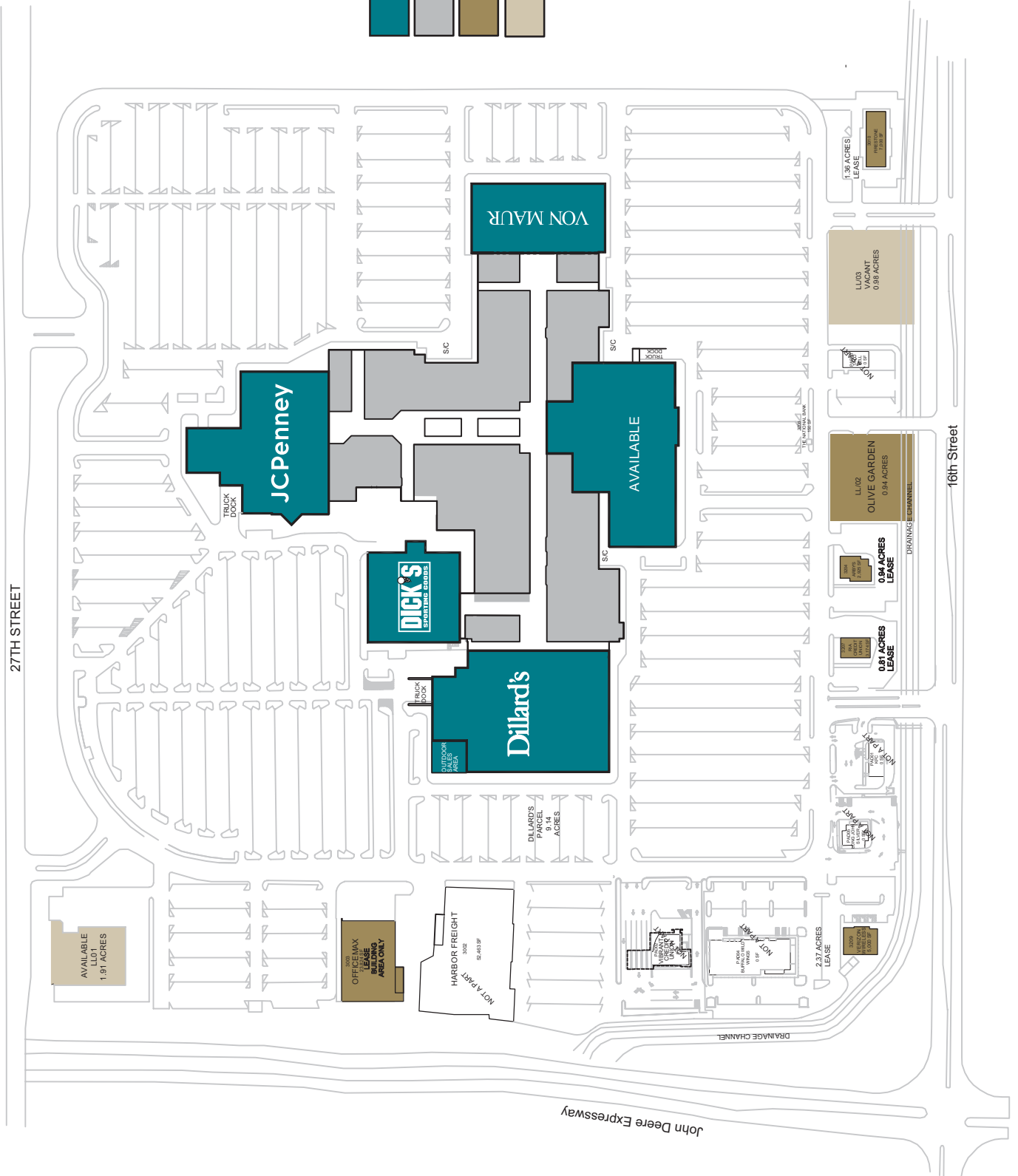
- ★ SOUTHPARK MALL
- PRIMARY TRADE AREA
- SECONDARY TRADE AREA
- COMPETITIVE CENTERS
- OTHER CENTERS



10% PCW

# SITE PLAN

ANCHOR	MALL	PERIPHERAL	DEVELOPMENT OPPORTUNITY
			





# MARKET FACT SHEET

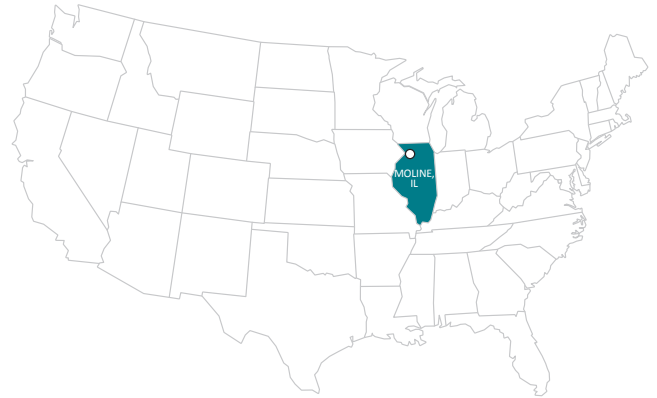
PEOPLE AND BUSINESSES  
HERE ENJOY THRIVING  
**QUALITY OF LIFE,**  
AMENITIES, STRONG  
SCHOOL SYSTEMS  
AND AN AFFORDABLE  
COST OF LIVING

QUAD CITIES  
INTERNATIONAL AIRPORT  
SERVES MORE THAN  
**560,900 PASSENGERS  
AND VISITORS**  
AND HAS A REGIONAL  
ECONOMIC IMPACT OF  
ALMOST \$500 MILLION

IN 2023, THE REGION'S  
ANNUAL TOURISM  
SPEND WAS  
**\$1.14 BILLION AND  
6.1 MILLION VISITS**

PGA TOURNAMENT OF  
THE YEAR, JOHN DEERE  
CLASSIC, CONTRIBUTES  
**\$54 MILLION ANNUALLY  
TO THE ECONOMY.**  
2023, A RECORD-BREAKING YEAR,  
RAISING \$14.1 MILLION. THE  
LARGEST PGA TOUR IMPACT  
PER CAPITA CONTRIBUTOR,  
A DISTINCTION HELD FOR  
MORE THAN A DECADE.

MOLINE IS  
THE WORLD  
HEADQUARTERS  
OF FORTUNE 500  
COMPANY  
JOHN DEERE &  
COMPANY WITH  
**7,300 EMPLOYEES**



## WITHIN 5 MILES OF SOUTHPARK

- NEARLY **5,000 COLLEGE STUDENTS**  
BETWEEN BLACK HAWK COLLEGE AND  
WESTERN ILLINOIS UNIVERSITY-QUAD  
CITIES
- **12,000-SEAT ARENA** HOSTING  
MULTIPLE SPORTING AND  
ENTERTAINMENT EVENTS
- 10 PRIMARY SCHOOL DISTRICTS  
WITH MORE THAN 26,000 STUDENTS
- I-74 BRIDGE WITH AN AVERAGE  
DAILY TRAFFIC OF 77,300 VEHICLES  
(IDOT, 2023)

ROCK ISLAND ARSENAL HAS A **\$1.7 BILLION ECONOMIC IMPACT**  
AND SUPPORTS OVER 54,000 MILITARY, CIVILIAN AND FAMILY MEMBERS

ACROSS THE STREET, **UNITYPOINT** FEATURES EXPRESS CARE, FAMILY  
MEDICINE AND PEDIATRICS

2 MILES AWAY, QUAD CITIES REHABILITATION INSTITUTE OFFERING  
24-HOUR CARE AND PHYSICAL, OCCUPATIONAL AND SPEECH THERAPIES

## YEARLY SALES

JAN	6.6%	MAY	7.6%	SEP	8.2%
FEB	7.1%	JUN	8.8%	OCT	7.6%
MAR	8.8%	JUL	7.2%	NOV	9.1%
APR	7.8%	AUG	8.0%	DEC	13.2%



# SOUTH PARK MALL

## MAJOR RETAILERS INCLUDE:

- |                       |                |                   |                   |
|-----------------------|----------------|-------------------|-------------------|
| VON MAUR              | OLIVE GARDEN   | ASHLEY FURNITURE  | RUE 21            |
| DILLARD'S             | HARBOR FREIGHT | BATH & BODY WORKS | SHOE DEPT. ENCORE |
| JCPENNEY              | OFFICE MAX     | HIBBETT SPORTS    |                   |
| DICK'S SPORTING GOODS | ARBY'S         | MAURICES          |                   |

