



SOUTHPARK MALL

MOLINE, IL

MARKET PROFILE 2021

MAJOR RETAILERS Ashley Furniture, Dick's Sporting Goods, Dillard's, JCPenney, Shoe Dept. Encore, Von Maur

RESTAURANTS & ENTERTAINMENT Arby's, Buffalo Wild Wings, Habanero's, KFC, Olive Garden, Taco Bell

PROPERTY TYPE Regional | **TOTAL SQUARE FEET** 860,000 | **BUILT / RENOVATED** 1974 / 2014

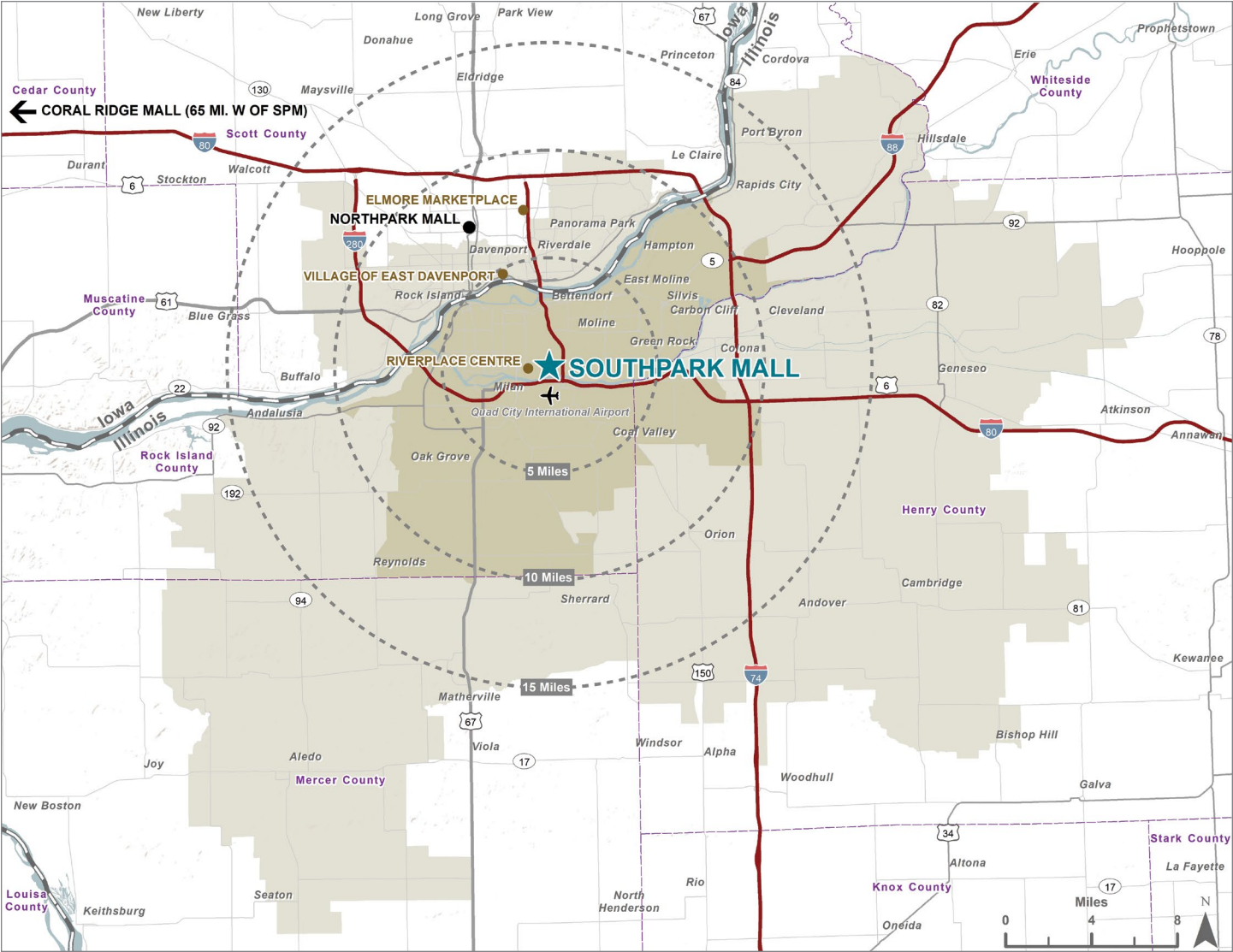
FOR MORE INFORMATION 309-797-8450 | Macerich.com



DEMOGRAPHIC SUMMARY

POPULATION		PRIMARY TRADE AREA		TOTAL TRADE AREA		DAVENPORT-MOLINE-ROCK ISLAND, IA-IL [MSA]	
2020 Total Population		132,713		277,580		383,200	
2025 Total Population		129,628		275,513		382,542	
2020-2025 Population Growth		-2.3%		-0.7%		-0.2%	
HOUSEHOLDS							
2020 Total Households		55,808		114,488		157,698	
2025 Total Households		54,674		113,914		157,750	
2020-2025 Household Growth		-2.0%		-0.5%		0.0%	
INCOME							
Average Household Income		\$68,171		\$75,926		\$77,122	
Median Household Income		\$52,027		\$56,177		\$56,984	
Per Capita Income		\$28,865		\$31,558		\$31,888	
HOUSEHOLD INCOME RANGES							
\$50,000 +		29,093	52.1%	64,049	55.9%	89,132	56.5%
\$75,000 +		19,004	34.1%	43,323	37.8%	60,946	38.6%
\$100,000 +		11,386	20.4%	27,537	24.1%	38,896	24.7%
\$150,000 +		4,146	7.4%	10,890	9.5%	15,415	9.8%
AGE							
Median Age		40.8		40.9		40.7	
EDUCATION / OCCUPATION							
Bachelor’s Degree Plus		22,720	24.4%	54,547	28.1%	74,586	27.9%
White Collar		31,718	53.1%	71,784	56.5%	100,309	57.0%
RACE / ETHNICITY							
White		99,370	74.9%	223,296	80.4%	314,752	82.1%
Black		15,898	12.0%	24,736	8.9%	31,198	8.1%
American Indian		413	0.3%	894	0.3%	1,163	0.3%
Asian		4,154	3.1%	8,323	3.0%	10,641	2.8%
Pacific Islander		56	0.0%	162	0.1%	213	0.1%
Other Race		12,821	9.7%	20,169	7.3%	25,233	6.6%
Hispanic or Latino		19,263	14.5%	29,254	10.5%	35,663	9.3%
Not Hispanic or Latino		113,450	85.5%	248,326	89.5%	347,537	90.7%
EMPLOYMENT / DAYTIME POPULATION		1 MILE		2 MILE		3 MILE	
Total Businesses		392		1,080		2,115	
Total Employees		9,640		19,331		32,926	
Daytime Population		5,152		25,675		57,754	

TRADE AREA MAP



LEGEND

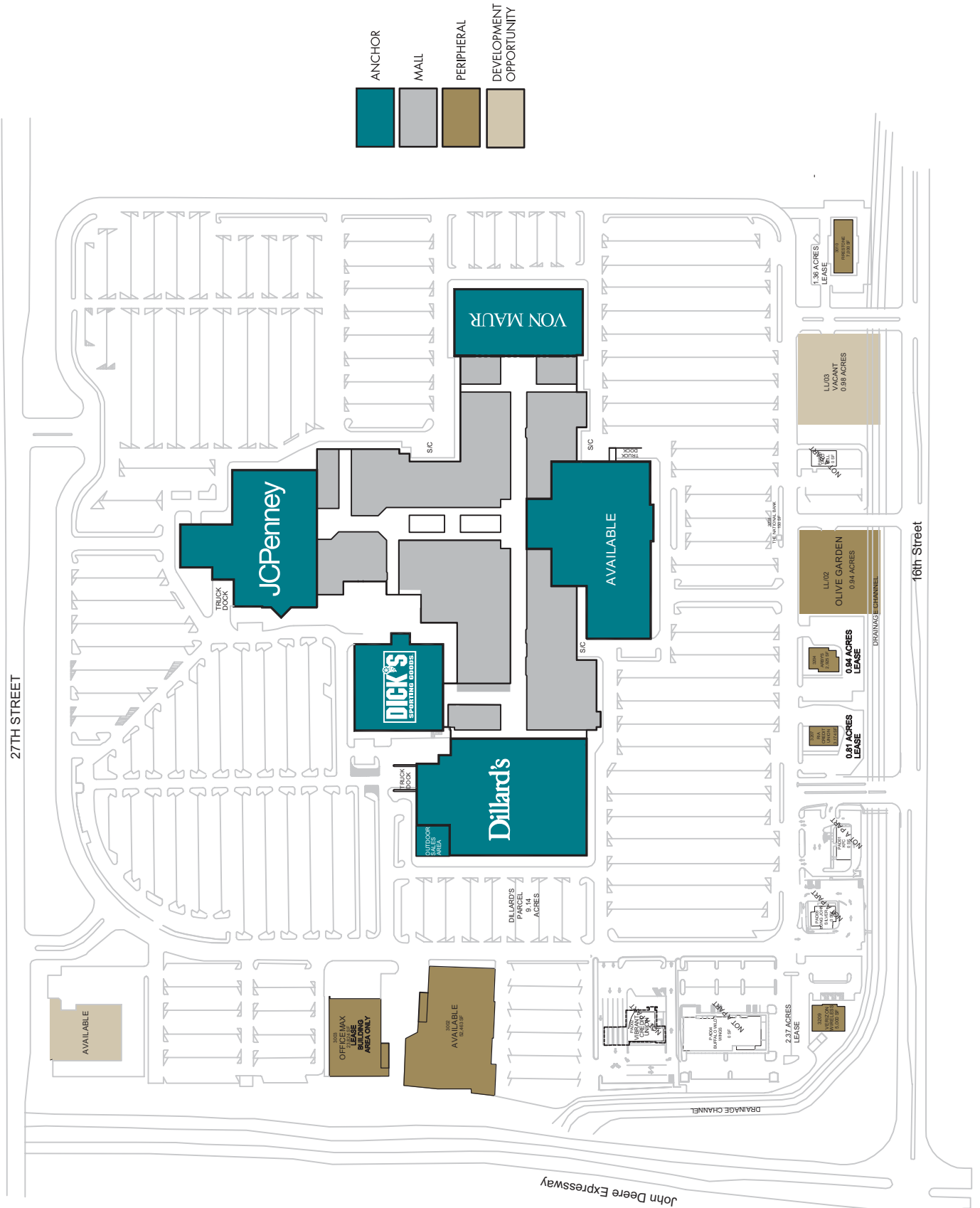
- ★ SOUTHPARK MALL
- PRIMARY TRADE AREA
- SECONDARY TRADE AREA
- COMPETITIVE CENTERS
- OTHER CENTERS



10% PCW



SITE PLAN



MARKET FACT SHEET

PEOPLE AND BUSINESSES
HERE ENJOY THRIVING
QUALITY OF LIFE
AMENITIES, STRONG
SCHOOL SYSTEMS
AND AN AFFORDABLE
COST OF LIVING

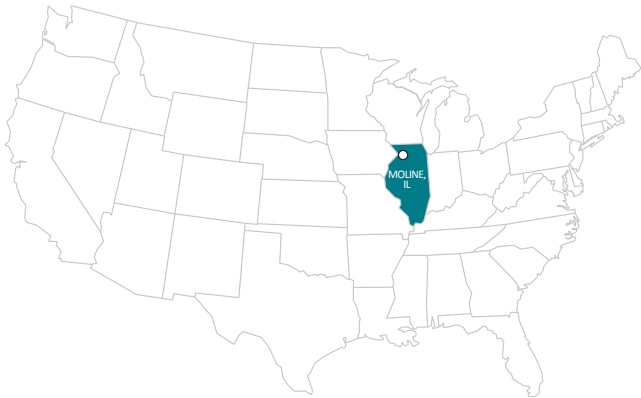
QUAD CITIES
INTERNATIONAL AIRPORT
SERVES MORE THAN
**705,000 PASSENGERS
AND VISITORS**
AND IS COMPLETING
A \$20 MILLION
IMPROVEMENT PROJECT

SOUTHPARK MALL IS
LOCATED OFF OF I-74 AND
JOHN DEERE EXPRESSWAY
WHICH HAVE AVERAGE
DAILY TRAFFIC OF
41,000 VEHICLES

MOLINE IS THE WORLD
HEADQUARTERS OF
FORTUNE 500 COMPANY
JOHN DEERE & COMPANY WITH
7,000 EMPLOYEES

IN 2019, THE REGION'S ANNUAL
TOURISM SPEND
WAS \$857 MILLION

PGA TOURNAMENT
OF THE YEAR, JOHN
DEERE CLASSIC,
CONTRIBUTES
**\$54 MILLION
ANNUALLY TO
THE ECONOMY**



WITHIN 5 MILES
OF SOUTHPARK

– NEARLY **6,000 COLLEGE
STUDENTS** BETWEEN BLACK
HAWK COLLEGE AND WESTERN
ILLINOIS UNIVERSITY-QUAD CITIES

– **12,000-SEAT ARENA** HOSTING
MULTIPLE SPORTING AND
ENTERTAINMENT EVENTS

ROCK ISLAND ARSENAL HAS A **\$1.2 BILLION ECONOMIC IMPACT**
AND SUPPORTS OVER 54,000 MILITARY, CIVILIAN AND FAMILY MEMBERS

ACROSS THE STREET, **UNITYPOINT** FEATURES EXPRESS CARE, FAMILY
MEDICINE AND PEDIATRICS

2 MILES AWAY, QUAD CITIES REHABILITATION INSTITUTE OPENING MID-2022

YEARLY SALES

JAN	6.0%	MAY	7.8%	SEP	7.9%
FEB	7.5%	JUN	8.6%	OCT	7.2%
MAR	9.4%	JUL	7.3%	NOV	9.0%
APR	7.8%	AUG	8.0%	DEC	13.5%

SOUTH PARK MALL



NORTH

- | | | |
|-------------------------|--------------------|-----------------------|
| 1 DILLARD'S | 5 ASHLEY FURNITURE | 9 BATH AND BODY WORKS |
| 2 DICK'S SPORTING GOODS | 6 RUE21 | 10 VICTORIA'S SECRET |
| 3 JCPENNEY | 7 CHAMPS SPORTS | 11 SHOE DEPT. ENCORE |
| 4 VON MAUR | 8 MAURICES | |

