



FLATIRON Crossing

BROOMFIELD, CO

MARKET PROFILE 2021

MAJOR RETAILERS Amazon Books, Apple, Coach, Crate & Barrel, Dick's Sporting Goods, Dillard's, H&M, J.Crew, M•A•C Cosmetics, Macy's, Pottery Barn, Sephora, The Container Store, Vans, Williams-Sonoma

RESTAURANTS & ENTERTAINMENT Bad Daddy's Burger Bar, California Pizza Kitchen, Gordon Biersch Brewery, P.F. Chang's, Red Robin, Tokyo Joe's

AMC 14 Theatres (Dolby Cinema + IMAX) | **FOOD COURT** 12 units

PROPERTY TYPE Super-regional | **TOTAL SQUARE FEET** 1,263,000 | **BUILT** 2000

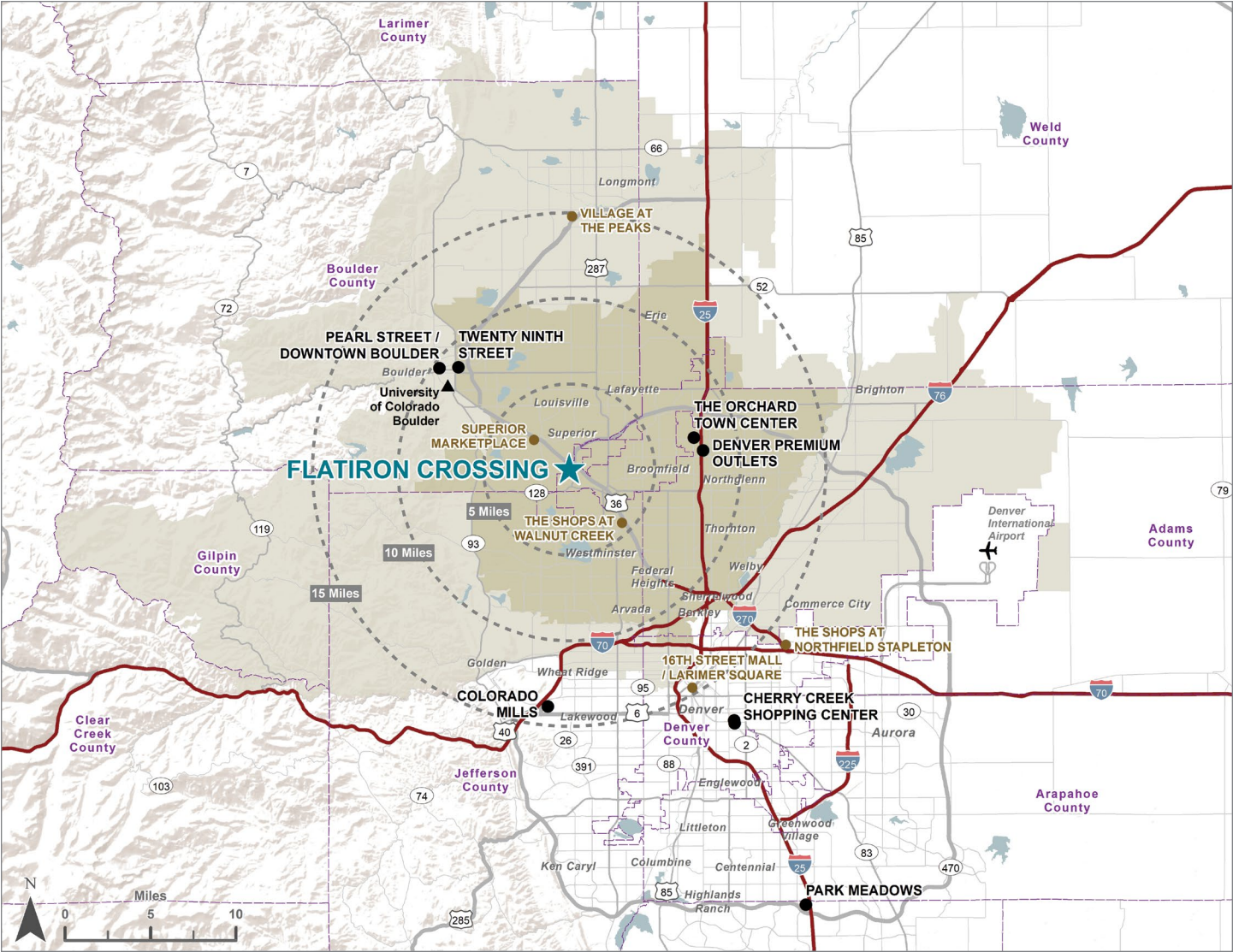
FOR MORE INFORMATION 720-887-9900 | Macerich.com



DEMOGRAPHIC SUMMARY

POPULATION	PRIMARY TRADE AREA		TOTAL TRADE AREA		DENVER-AURORA-LAKEWOOD, CO [MSA]	
2020 Total Population	727,999		1,214,260		2,988,896	
2025 Total Population	779,401		1,312,961		3,221,972	
2020-2025 Population Growth	7.1%		8.1%		7.8%	
HOUSEHOLDS						
2020 Total Households	273,486		460,354		1,174,923	
2025 Total Households	292,423		496,643		1,264,667	
2020-2025 Household Growth	6.9%		7.9%		7.6%	
INCOME						
Average Household Income	\$107,644		\$107,621		\$109,026	
Median Household Income	\$82,517		\$81,350		\$80,666	
Per Capita Income	\$40,473		\$40,849		\$42,894	
HOUSEHOLD INCOME RANGES						
\$50,000 +	197,955	72.4%	327,434	71.1%	826,429	70.3%
\$75,000 +	150,995	55.2%	250,261	54.4%	630,895	53.7%
\$100,000 +	112,017	41.0%	186,109	40.4%	475,992	40.5%
\$150,000 +	56,283	20.6%	95,267	20.7%	247,985	21.1%
AGE						
Median Age	37.0		36.8		37.3	
EDUCATION / OCCUPATION						
Bachelor’s Degree Plus	209,136	42.7%	357,300	44.0%	922,999	45.4%
White Collar	259,213	65.7%	429,395	65.8%	1,070,294	67.1%
RACE / ETHNICITY						
White	583,053	80.1%	974,422	80.2%	2,259,294	75.6%
Black	11,468	1.6%	19,235	1.6%	178,184	6.0%
American Indian	7,302	1.0%	12,739	1.0%	29,704	1.0%
Asian	36,566	5.0%	51,122	4.2%	138,859	4.6%
Pacific Islander	743	0.1%	1,145	0.1%	4,842	0.2%
Other Race	88,866	12.2%	155,597	12.8%	378,013	12.6%
Hispanic or Latino	177,664	24.4%	308,054	25.4%	706,381	23.6%
Not Hispanic or Latino	550,335	75.6%	906,206	74.6%	2,282,515	76.4%
EMPLOYMENT / DAYTIME POPULATION						
	1 MILE		3 MILE		5 MILE	
Total Businesses	405		2,372		5,416	
Total Employees	9,694		41,209		75,789	
Daytime Population	12,083		53,228		139,848	

TRADE AREA MAP



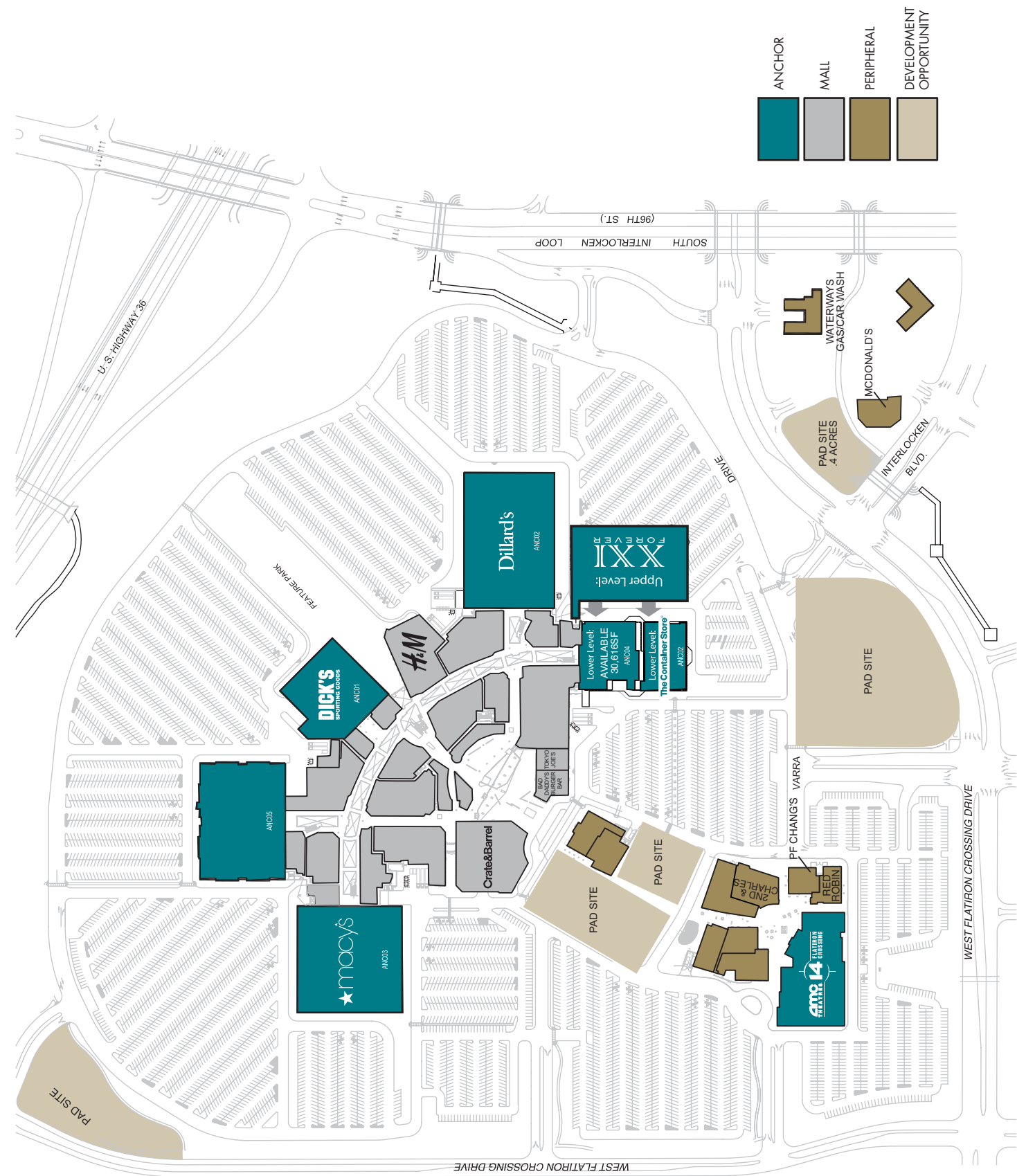
LEGEND

- ★ FLATIRON CROSSING
- PRIMARY TRADE AREA
- SECONDARY TRADE AREA
- COMPETITIVE CENTERS
- OTHER CENTERS



10% PCW

SITE PLAN



MARKET FACT SHEET

WITHIN 5-MILE RADIUS

- AVERAGE HOUSEHOLD INCOME OF **\$124,000**, +14% OVER DENVER MSA
- 49% OF HOUSEHOLDS WITH **INCOME OVER \$100,000**, +21% OVER DENVER MSA

BROOMFIELD #2 FASTEST GROWTH OF ANY METRO COUNTY IN COLORADO

(2019 U.S. CENSUS BUREAU)

DENVER #4 BEST PLACES FOR BUSINESS AND CAREERS

(FORBES 2019)

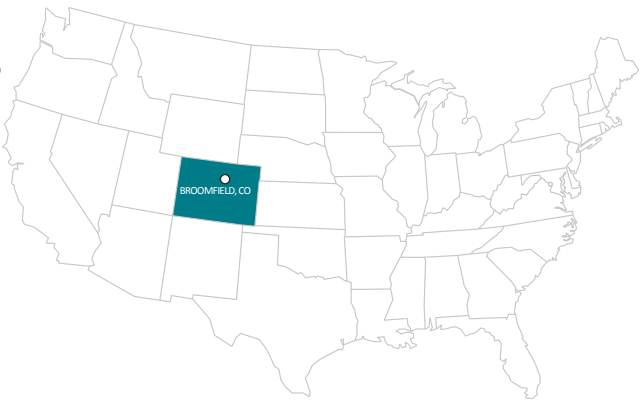
IN THE PAST 3 YEARS, BROOMFIELD ADDED **113 FIRMS AND 2,780 MORE JOBS**. BROOMFIELD IS NOW HOME TO 2,970 FIRMS AND 40,800 EMPLOYEES.

HOME VALUE IN BROOMFIELD IS **\$515,638**

2,600 HOTEL ROOMS WITHIN 5-MILE RADIUS
(75% ARE UPSCALE NATIONAL HOTEL BRANDS) AND ANOTHER 200+ PLANNED IN THE CITY OF BROOMFIELD

36,000 STUDENTS
AT NEIGHBORING UNIVERSITY OF COLORADO (<10 MILES AWAY)

75,789 EMPLOYEES
WITHIN A 5-MILE RADIUS, INCLUDING 16 MAJOR EMPLOYERS WITH 500+ EMPLOYEES



BROOMFIELD COUNTY HAS **HIGHEST AVERAGE WEEKLY WAGE** IN COLORADO; 10% HIGHER THAN DENVER COUNTY

(BLS 4TH QUARTER 2019)

OVER 300 DAYS OF SUNSHINE, 8,000 ACRES OF BROOMFIELD OPEN LANDS AND **WORLD FAMOUS RECREATION** IN COLORADO

BROOMFIELD’S GLOBAL POWERHOUSES, START-UPS AND HOMEGROWN COMPANIES SUCH AS BALL, VAIL RESORTS, WEBROOT, ORACLE, PARTNERS GROUP AND VIEGA, ARE **LEADING THE WAY IN ALL SECTORS OF INNOVATION**

YEARLY SALES

JAN	7.1%	MAY	7.7%	SEP	8.0%
FEB	7.1%	JUN	8.2%	OCT	7.9%
MAR	8.1%	JUL	8.1%	NOV	8.8%
APR	7.3%	AUG	8.4%	DEC	13.4%

FLATIRON Crossing

- | | | | | | | | |
|---|-----------------------|----|-------------------------|----|--------------------------|----|-----------------------|
| 1 | AMC THEATRES | 6 | GORDON BIERSCHE BREWERY | 11 | THE CONTAINER STORE | 16 | SEPHORA |
| 2 | MACY'S | 7 | P.F. CHANG'S | 12 | XXI FOREVER | 17 | FUTURE CLASS-A OFFICE |
| 3 | DICK'S SPORTING GOODS | 8 | PAD SITE | 13 | POTTERY BARN | 18 | AMAZON BOOKS |
| 4 | DILLARD'S | 9 | CRATE & BARREL | 14 | WILLIAMS-SONOMA | 19 | APPLE |
| 5 | RED ROBIN | 10 | BAD DADDY'S BURGER BAR | 15 | CALIFORNIA PIZZA KITCHEN | 20 | H&M |

BELL FLATIRON'S APARTMENTS



HILTON GARDEN INN/HOMEWOOD SUITES BY HILTON

FLATIRON MARKETPLACE
EXPANDING FALL 2021