



FASHION OUTLETS
CHICAGO

ROSEMONT, IL

MARKET PROFILE 2023

MAJOR RETAILERS Aritzia, Bloomingdale's The Outlet Store, Burberry, Gucci, Nordstrom Rack,
Polo Ralph Lauren Factory Store, Prada, Saks OFF 5TH

MORE THAN 130 DESIGNER OUTLETS | **FOOD COURT** 11 units

PROPERTY TYPE Outlet | **TOTAL SQUARE FEET** 528,000 | **BUILT** 2013

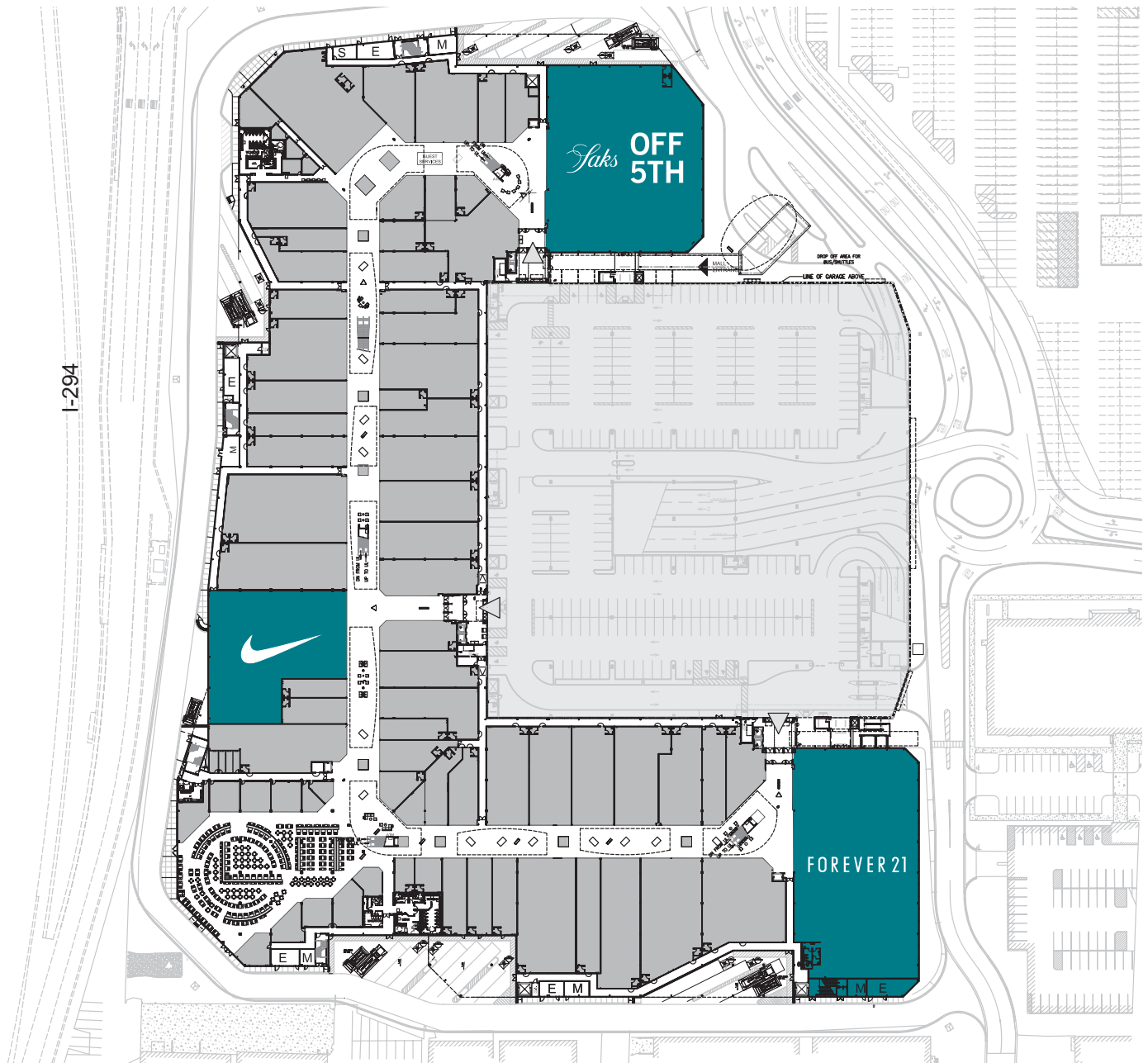
FOR MORE INFORMATION 716-805-0101 | Macerich.com



DEMOGRAPHIC SUMMARY

POPULATION		PRIMARY TRADE AREA		45-MILE RADIUS		CHICAGO-NAPERVILLE-ELGIN, IL-IN-WI [MSA]	
2022 Total Population		3,606,125		9,159,674		9,600,594	
2027 Total Population		3,548,558		9,040,434		9,486,661	
2022-2027 Population Growth		-1.6%		-1.3%		-1.2%	
HOUSEHOLDS							
2022 Total Households		1,468,331		3,512,934		3,684,368	
2027 Total Households		1,456,563		3,492,586		3,667,285	
2022-2027 Household Growth		-0.8%		-0.6%		-0.5%	
INCOME							
Average Household Income		\$129,364		\$118,838		\$117,987	
Median Household Income		\$88,495		\$83,638		\$83,320	
Per Capita Income		\$52,747		\$45,646		\$45,347	
HOUSEHOLD INCOME RANGES							
\$50,000 +		1,047,591	71.3%	2,461,251	70.1%	2,580,987	70.1%
\$75,000 +		841,332	57.3%	1,937,650	55.2%	2,027,233	55.0%
\$100,000 +		663,862	45.2%	1,495,397	42.6%	1,560,323	42.4%
\$150,000 +		390,344	26.6%	814,431	23.2%	841,950	22.9%
AGE							
Median Age		37.7		37.8		37.9	
EDUCATION / OCCUPATION							
Bachelor’s Degree Plus		1,288,951	52.3%	2,639,189	43.2%	2,722,499	42.5%
White Collar		1,271,831	61.6%	2,871,406	57.5%	2,983,254	57.1%
RACE/ETHNICITY							
White		1,910,224	53.0%	4,775,909	52.1%	5,134,293	53.5%
Black/African American		388,200	10.8%	1,546,639	16.9%	1,566,899	16.3%
American Indian		39,531	1.1%	89,592	1.0%	91,278	1.0%
Asian		411,374	11.4%	688,038	7.5%	694,426	7.2%
Pacific Islander		1,215	0.0%	3,249	0.0%	3,384	0.0%
Other Race		855,580	23.7%	2,056,247	22.4%	2,110,314	22.0%
Hispanic or Latino		920,618	25.5%	2,208,858	24.1%	2,258,514	23.5%
Not Hispanic or Latino		2,685,507	74.5%	6,950,816	75.9%	7,342,080	76.5%
EMPLOYMENT / DAYTIME POPULATION		1 MILE		3 MILE		5 MILE	
Total Businesses		570		4,446		14,605	
Total Employees		18,773		92,862		229,382	
Daytime Population		16,100		138,450		418,585	

SITE PLAN - LEVEL 1

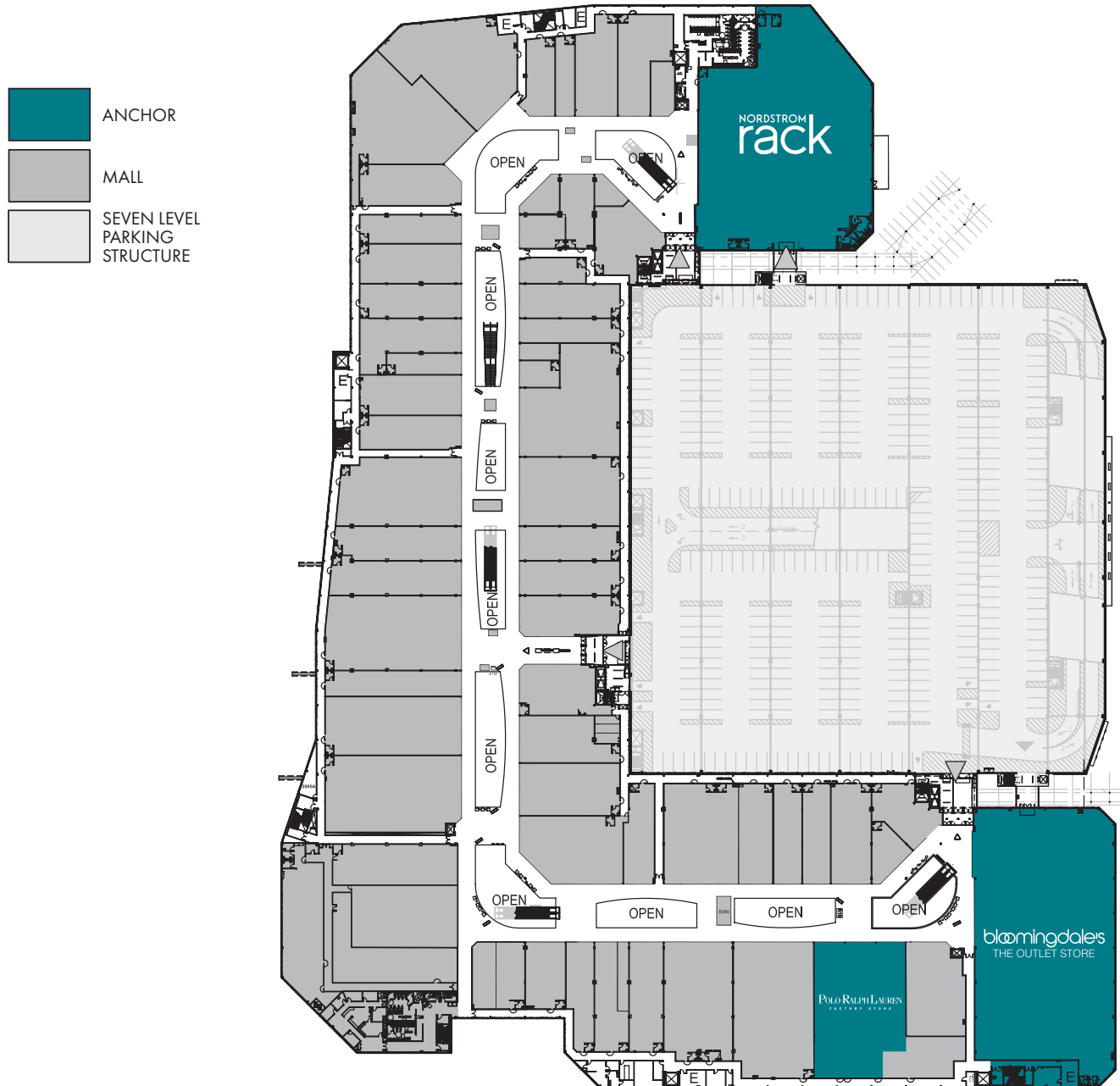


CELEBRATING ITS 10TH ANNIVERSARY, FASHION OUTLETS OF CHICAGO IS **THE MIDWEST'S ONLY LUXURY OUTLET SHOPPING EXPERIENCE**, FEATURING MORE THAN 130 TOP DESIGNER BRANDS – INCLUDING GUCCI, PRADA, TORY BURCH, BURBERRY, SAINT LAURENT AND VERSACE.

THE 527,000-SQUARE-FOOT, TWO-LEVEL INDOOR CENTER HAS **TWO MILLION HOUSEHOLDS WITH AVERAGE HOUSEHOLD INCOME OF \$108,000** WITHIN 30 MILES.

THE COLLECTION: WHERE ART MEETS FASHION, IS A MULTIFACETED CONTEMPORARY ART PROGRAM, FEATURING 22 SITE SPECIFIC COMMISSIONS AND ROTATING EXHIBITIONS BY NATIONAL AND INTERNATIONAL RENOWNED ARTISTS.

SITE PLAN - LEVEL 2



IDEALLY LOCATED 15 MILES FROM DOWNTOWN CHICAGO, OVERLOOKING I-294, I-190, I-90 AND BALMORAL AVENUE, AND JUST FIVE MINUTES FROM O'HARE INTERNATIONAL AIRPORT, WHICH WELCOMES 84.6 MILLION VISITORS ANNUALLY.

CHICAGO IS THE 3RD LARGEST METROPOLITAN AREA IN THE COUNTRY WITH 9.6 MILLION PEOPLE. THE CITY RANKS JUST BEHIND NEW YORK CITY AND ORLANDO IN TOTAL VISITATION AND WELCOMED A RECORD 58.7 MILLION VISITORS IN 2018 WHO GENERATED \$16.5 BILLION IN DIRECT SPENDING.

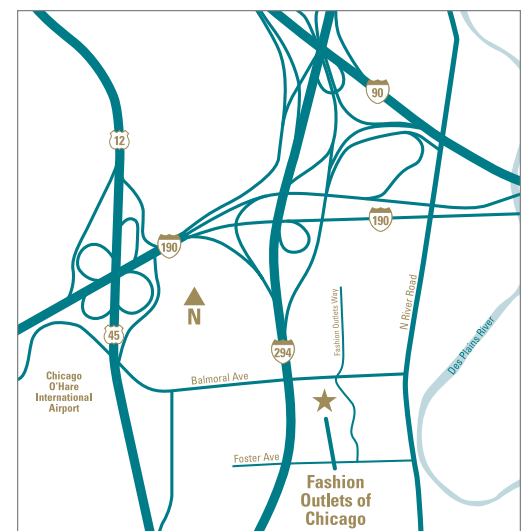
THE VILLAGE OF ROSEMONT IS A SUBURBAN METROPOLIS WELCOMING OVER 27 MILLION VISITORS ANNUALLY AND HOME TO THE DONALD E. STEPHENS CONVENTION CENTER, ROSEMONT THEATRE, ALLSTATE ARENA AND 17 WORLD-CLASS HOTELS WITH 6,000+ ROOMS.

TRADE AREA MAP



LEGEND

- ★ FASHION OUTLETS OF CHICAGO
- PRIMARY TRADE AREA
- COMPETITIVE CENTERS
- OTHER CENTERS



10% PCW

