



DEPTFORD, NJ

MARKET PROFILE 2023

MAJOR RETAILERS Boscov's, Dick's Sporting Goods, H&M, JCPenney, Macy's, Sephora

RESTAURANTS & ENTERTAINMENT Bonesaw Pilot House Brewery & Taproom, Red Robin, Round1

FOOD COURT 11 units

PROPERTY TYPE Super-regional | **TOTAL SQUARE FEET** 1,008,000 | **BUILT / RENOVATED** 1975 / 2014 / 2020

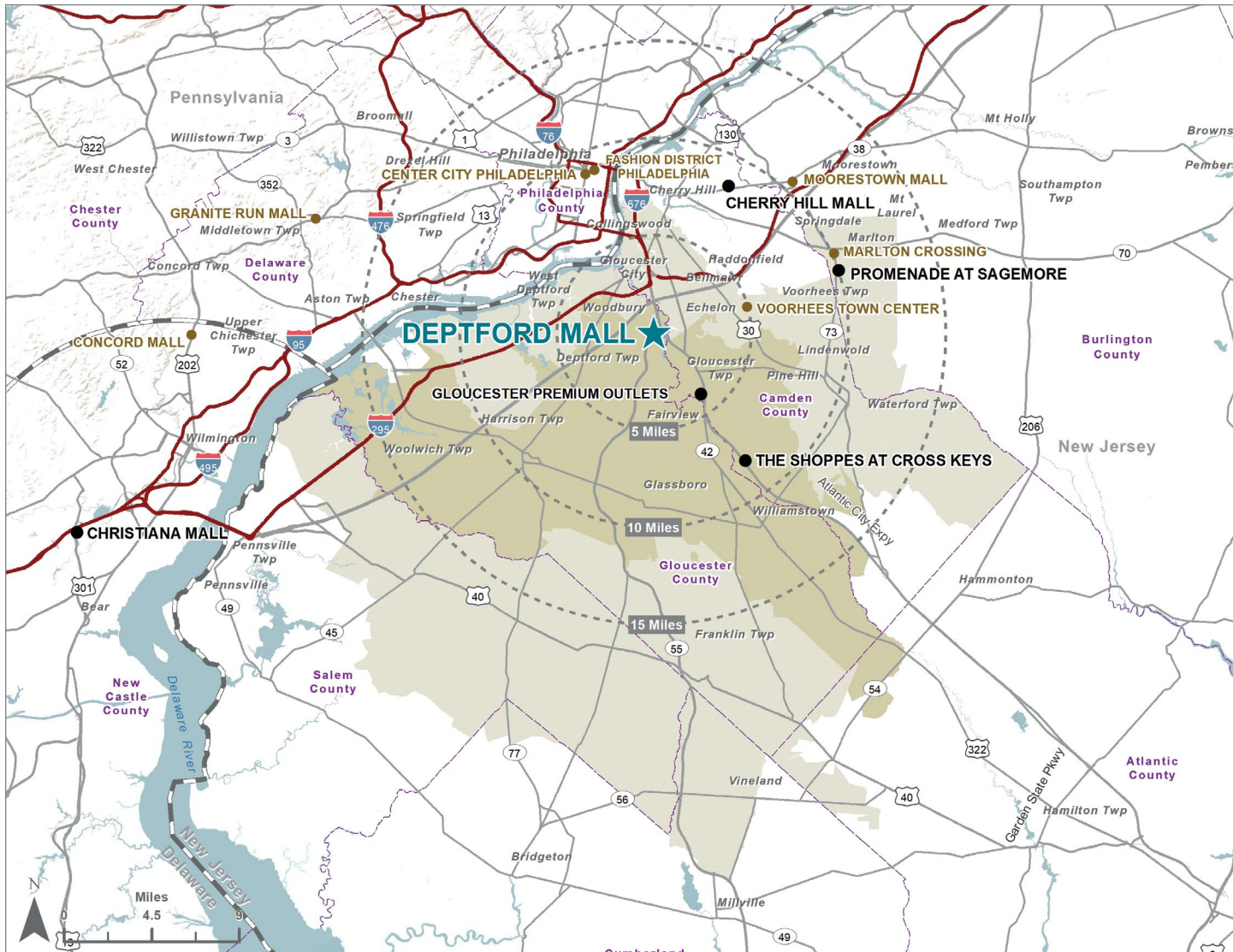
FOR MORE INFORMATION 856-848-8100 | Macerich.com








DEMOGRAPHIC SUMMARY

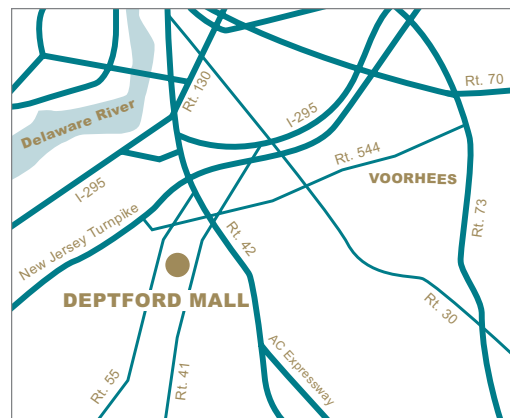
POPULATION	PRIMARY TRADE AREA		TOTAL TRADE AREA		PHILADELPHIA-CAMDEN-WILMINGTON, PA-NJ-DE-MD [MSA]	
2022 Total Population	356,515		737,312		6,290,595	
2027 Total Population	358,852		738,236		6,309,366	
2022-2027 Population Growth	0.7%		0.1%		0.3%	
HOUSEHOLDS						
2022 Total Households	131,814		279,567		2,438,223	
2027 Total Households	133,389		281,299		2,454,567	
2022-2027 Household Growth	1.2%		0.6%		0.7%	
INCOME						
Average Household Income	\$118,982		\$114,726		\$119,011	
Median Household Income	\$88,878		\$84,100		\$81,273	
Per Capita Income	\$44,055		\$43,557		\$46,256	
HOUSEHOLD INCOME RANGES						
\$50,000 +	97,309	73.8%	200,126	71.6%	1,682,763	69.0%
\$75,000 +	77,356	58.7%	155,379	55.6%	1,312,887	53.9%
\$100,000 +	58,945	44.7%	119,071	42.6%	1,006,419	41.3%
\$150,000 +	31,931	24.2%	63,083	22.6%	582,058	23.9%
AGE						
Median Age	38.9		39.8		39.7	
EDUCATION / OCCUPATION						
Bachelor’s Degree Plus	86,575	36.2%	175,641	35.0%	1,806,091	42.5%
White Collar	116,687	60.0%	231,175	58.2%	1,998,685	61.8%
RACE/ETHNICITY						
White	237,092	66.5%	491,696	66.7%	3,792,067	60.3%
Black/African American	62,808	17.6%	111,921	15.2%	1,282,874	20.4%
American Indian	1,092	0.3%	2,742	0.4%	19,217	0.3%
Asian	13,344	3.7%	30,629	4.2%	425,176	6.8%
Pacific Islander	100	0.0%	223	0.0%	2,388	0.0%
Other Race	42,078	11.8%	100,101	13.6%	768,873	12.2%
Hispanic or Latino	35,394	9.9%	91,695	12.4%	647,385	10.3%
Not Hispanic or Latino	321,121	90.1%	645,616	87.6%	5,643,210	89.7%
EMPLOYMENT / DAYTIME POPULATION						
	3 MILE		5 MILE		7 MILE	
Total Businesses	2,520		6,756		13,536	
Total Employees	35,363		82,208		191,137	
Daytime Population	71,394		194,538		407,545	

TRADE AREA MAP



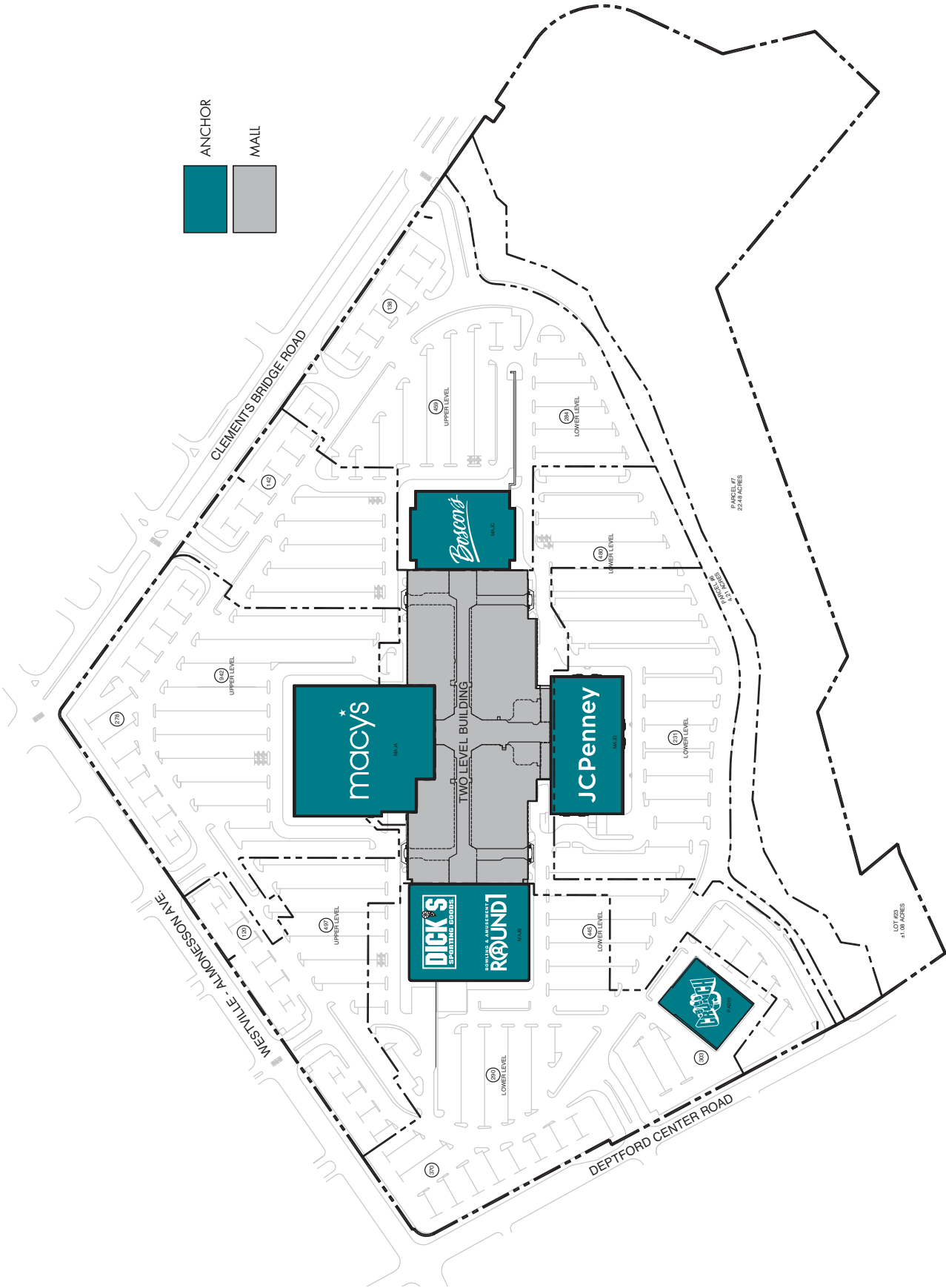
LEGEND

-  DEPTFORD MALL
-  PRIMARY TRADE AREA
-  SECONDARY TRADE AREA
-  COMPETITIVE CENTERS
-  OTHER CENTERS



10% PCW

SITE PLAN



MARKET FACT SHEET

THE LARGEST
SHOPPING MALL
IN SOUTH JERSEY
REGION

DEPTFORD AND THE
IMMEDIATE MARKET
ARE SERVED BY
2 MAJOR FREEWAYS

10 MILES FROM
2 MAJOR
PHILADELPHIA BRIDGES

232,000 AVERAGE
DAILY TRAFFIC COUNT
ON THE 2 PRINCIPLE
FREEWAYS PASSING DEPTFORD

226,600 PEOPLE
LIVE WITHIN 5 MILES
OF THE CENTER

\$119,000 AVERAGE
HOUSEHOLD INCOME
IN THE PRIMARY
TRADE AREA

PROJECTED 10-YEAR
EMPLOYMENT
GROWTH IS 8.1%

ONE THIRD OF
AREA POPULATION
IS MILLENNIAL

DEPTFORD
TOWNSHIP
PROJECTED 10-YEAR
POPULATION
GROWTH
IS 6.7%



DEPTFORD IS 10 MILES
SOUTHEAST OF PHILADELPHIA
AND 50 MILES NORTHWEST OF
ATLANTIC CITY; CONVENIENTLY
LOCATED NEAR 2 LARGE
TOURIST DESTINATIONS
WHICH DRAW MILLIONS OF
VISITORS TO THEIR POPULAR
ATTRACTIONS ANNUALLY

MORE THAN 25 NATIONAL RESTAURANTS AND
30 NATIONAL RETAILERS SURROUND THE CENTER

60 COLLEGES, UNIVERSITIES AND TECHNICAL SCHOOLS
ARE WITHIN A 40-MINUTE COMMUTE OF DEPTFORD

NEMOURS DUPONT PEDIATRICS: PEDIATRIC SPECIALISTS SELECTED
AS SOME OF THE BEST DOCTORS IN AMERICA YEAR AFTER YEAR

YEARLY SALES

JAN	6.52%	MAY	8.10%	SEP	8.48%
FEB	7.41%	JUN	8.13%	OCT	7.55%
MAR	8.73%	JUL	7.37%	NOV	8.42%
APR	8.09%	AUG	8.10%	DEC	13.10%



MAJOR RETAILERS INCLUDE:

BOSCOV'S	MACY'S	BATH & BODY WORKS	H&M	SEPHORA
CRUNCH FITNESS	ROUND1 BOWLING & AMUSEMENT	BONESAW PILOT HOUSE BREWERY & TAPROOM	MICHAEL KORS	STARBUCKS
DICK'S SPORTING GOODS	REPUBLIC BANK	CHICK-FIL-A	PANDORA	VICTORIA'S SECRET
JCPENNEY	AMERICAN EAGLE	COTTON ON	RED ROBIN	XFINITY

