



THE SHOPS AT  
*Atlas Park*  
GLENDALE, NY

## MARKET PROFILE 2020

**MAJOR RETAILERS** America's Best Contacts and Eyeglasses, Ashley Furniture, Five Below, Foot Locker, Forever 21, HomeGoods, NY Sports Club, Spectrum, T.J.Maxx, ULTA Beauty, White House | Black Market

**RESTAURANTS & ENTERTAINMENT** California Pizza Kitchen, Chili's, Goldfish Swim School, Laser Bounce, Regal Cinemas, Shiro of Japan, Starbucks

**PROPERTY TYPE** Outdoor Mixed-use Lifestyle Center | **TOTAL SQUARE FEET** 369,000 | **BUILT** 2005

**FOR MORE INFORMATION** 718-326-3300 | [Macerich.com](http://Macerich.com)



# DEMOGRAPHIC SUMMARY

POPULATION	PRIMARY TRADE AREA		TOTAL TRADE AREA		NEW YORK-NEWARK-JERSEY CITY, NY-NJ-PA [MSA]	
2019 Total Population	372,481		1,332,986		20,425,856	
2024 Total Population	378,169		1,366,042		20,829,632	
2019-2024 Population Growth	1.5%		2.5%		2.0%	
HOUSEHOLDS						
2019 Total Households	141,109		459,081		7,426,240	
2024 Total Households	142,637		468,589		7,560,182	
2019-2024 Household Growth	1.1%		2.1%		1.8%	
INCOME						
Average Household Income	\$93,042		\$77,964		\$114,223	
Median Household Income	\$70,782		\$55,930		\$77,678	
Per Capita Income	\$35,262		\$26,869		\$41,630	
HOUSEHOLD INCOME RANGES						
\$50,000 +	91,840	65.1%	254,097	55.4%	4,882,312	65.7%
\$75,000 +	67,516	47.9%	175,873	38.3%	3,828,976	51.6%
\$100,000 +	47,983	34.0%	120,890	26.3%	2,975,773	40.1%
\$150,000 +	23,164	16.4%	55,302	12.0%	1,754,724	23.6%
AGE						
Median Age	39.5		36.3		38.9	
EDUCATION / OCCUPATION						
Bachelor’s Degree Plus	99,529	37.2%	259,935	28.5%	5,757,475	40.4%
White Collar	111,278	59.6%	339,054	54.1%	6,586,802	64.8%
RACE / ETHNICITY						
White	211,619	56.8%	455,257	34.2%	11,501,831	56.3%
Black	15,022	4.0%	304,084	22.8%	3,564,031	17.4%
American Indian	2,195	0.6%	11,473	0.9%	100,233	0.5%
Asian	71,836	19.3%	254,480	19.1%	2,389,076	11.7%
Pacific Islander	253	0.1%	1,176	0.1%	10,042	0.0%
Other Race	71,557	19.2%	306,517	23.0%	2,860,643	14.0%
Hispanic or Latino	125,243	33.6%	478,289	35.9%	5,170,116	25.3%
Not Hispanic or Latino	247,238	66.4%	854,697	64.1%	15,255,740	74.7%
EMPLOYMENT / DAYTIME POPULATION						
	1 MILE		2 MILE		3 MILE	
Total Businesses	1,215		8,232		20,602	
Total Employees	10,768		76,390		189,944	
Daytime Population	39,135		298,778		782,279	



# TRADE AREA MAP

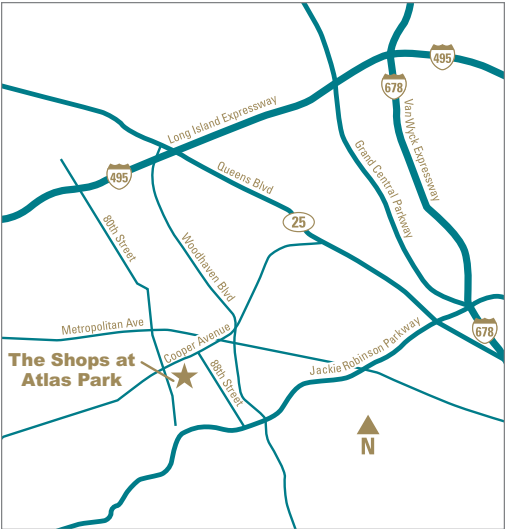


## LEGEND

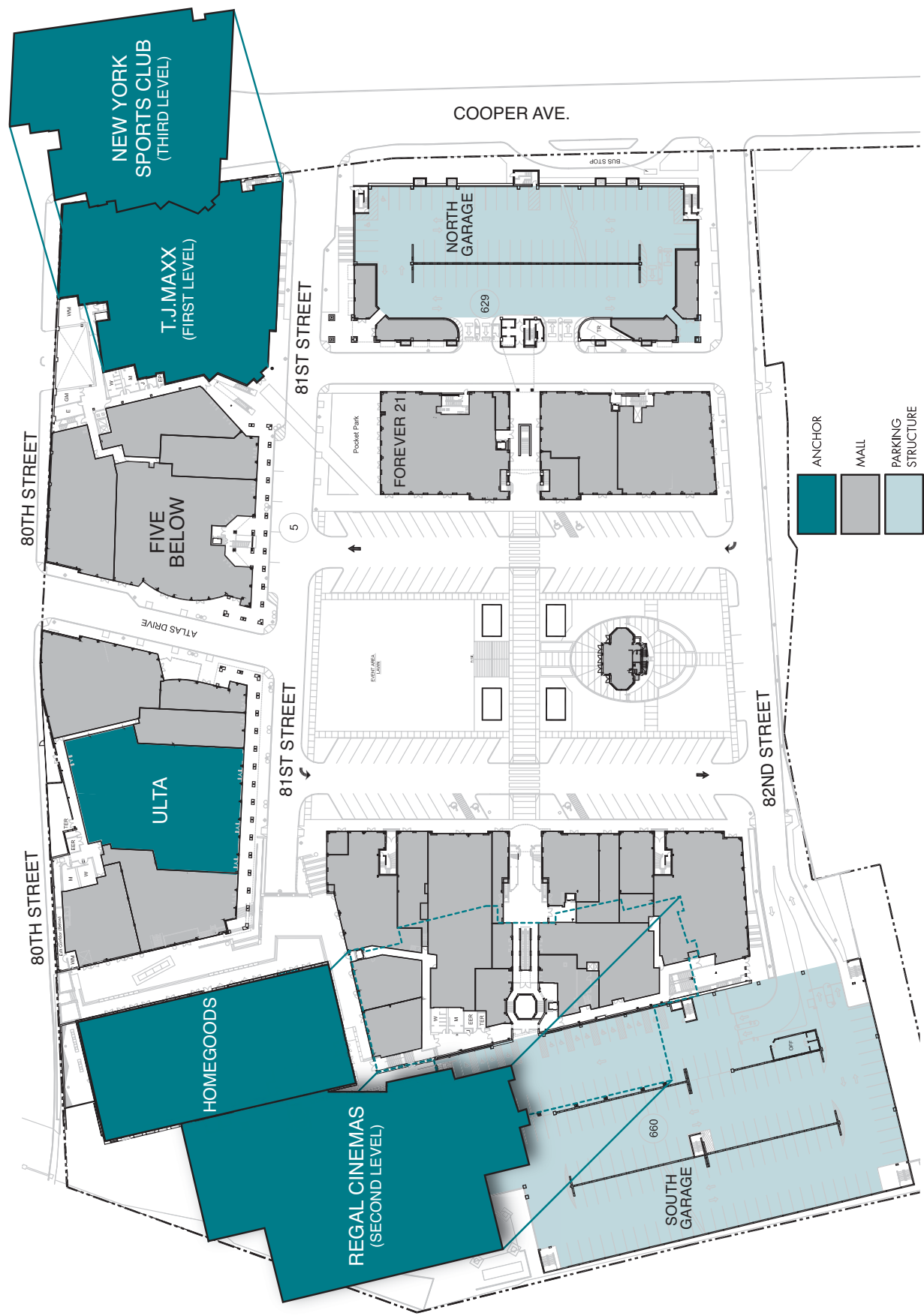
- ★ THE SHOPS AT ATLAS PARK
- PRIMARY TRADE AREA
- SECONDARY TRADE AREA
- COMPETITIVE CENTERS
- OTHER CENTERS



10% PCW



# SITE PLAN



# MARKET FACT SHEET

QUEENS IS HOME TO OVER  
**2.3 MILLION PEOPLE,**  
WHICH WOULD MAKE  
IT THE 4TH LARGEST CITY  
IN AMERICA IF IT WERE  
UNCOUPLED FROM  
GREATER NEW YORK

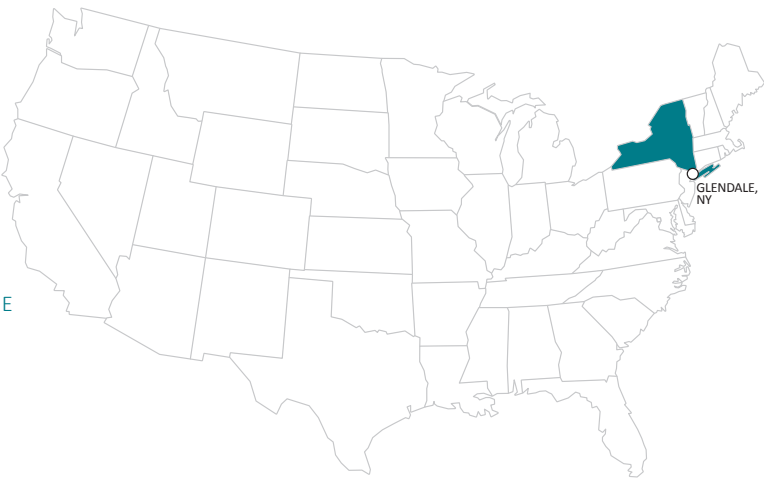
5 PRIVATE AND 13  
PUBLIC SCHOOLS WITH  
**13,500 STUDENTS**  
WITHIN 1 MILE  
OF ATLAS PARK  
  
QUEENS HAS 7  
COLLEGES SERVING  
**85,000 STUDENTS**

SHOPS AT ATLAS PARK IS 7.6 MILES  
SOUTH OF **LAGUARDIA AIRPORT**  
AND 6.2 MILES NORTH OF  
**JFK INTERNATIONAL AIRPORT;**  
A COMBINED TOTAL OF OVER  
**88 MILLION PASSENGERS A YEAR**  
  
**TRAVELERS ARE SPENDING IN QUEENS**  
QUEENS ACCOUNTS FOR 51%  
OF THE CREDIT CARD ACTIVITY  
OUTSIDE OF MANHATTAN

38% OF GLENDALE, RIDGEWOOD  
AND MIDDLE VILLAGE  
**WORK IN THEIR HOME BOROUGH**

**EXPANSION OF THE  
LONG ISLAND RAIL ROAD**  
(LIRR) IS ESTIMATED AT \$2 BILLION,  
ADDING 9.8 MILES OF A 3RD TRACK  
ALONG THE MAIN LINE CORRIDOR,  
TO BE COMPLETED IN 2022

RIDGEWOOD,  
WITH 70,000+  
RESIDENTS, IS AN  
UP AND COMING  
NEIGHBORHOOD  
BORDERING  
GLENDALE AND  
IS ONE OF THE  
CITY'S NEWEST  
**ARTS AND CULTURE  
SCENES**



ON AVERAGE  
**22,000 CARS**  
PASS THROUGH  
80TH STREET AND  
COOPER AVENUE  
EACH DAY

**WITHIN 3 MILES OF ATLAS PARK**  
– 118,000 HOUSEHOLDS HAVE CHILDREN UNDER 18  
– 40% OF HOUSEHOLDS REPORT \$75,000+ ANNUAL HOUSEHOLD INCOME  
– CONVENIENT FOR VISITORS: 10 HOTELS WITH 650 ROOMS

ADJACENT TO ATLAS PARK, BROADWAY STAGES, NEW YORK'S  
**PREMIER FILM AND TV PRODUCTION COMPANY,**  
HAS A 500,000-SQUARE-FOOT FILM STUDIO. "BILLIONS" AND "GODFATHER OF HARLEM"  
ARE A FEW OF THE TV PROJECTS FILMED HERE

## YEARLY SALES

JAN	7.4%	MAY	8.8%	SEP	7.9%
FEB	7.7%	JUN	8.9%	OCT	8.2%
MAR	9.0%	JUL	8.7%	NOV	7.3%
APR	8.9%	AUG	8.4%	DEC	8.8%



N



OWNED

OTHER

THE SHOPS AT

*Atlas Park*

PARKING GARAGE

REGAL CINEMAS

FOOT LOCKER

HOMEGOODS

ULTA

81ST STREET

FOREVER 21

PARKING GARAGE

FIVE BELOW

ASHLEY HOMESTORE

T.J.MAXX

NEW YORK SPORTS CLUB

COOPER AVE

BROADWAY STAGES

82ND STREET

80TH STREET

