

THE VILLAGE *at Corte Madera*

CORTE MADERA, CA

MARKET PROFILE
2017



PROPERTY TYPE:

Open-air Specialty Center

TOTAL SQUARE FEET:

461,000

MAJOR RETAILERS:

Apple, Anthropologie, Banana Republic,
Gap, Macy's, Microsoft, Nordstrom,
Pottery Barn, Tesla, Williams-Sonoma

RESTAURANTS & ENTERTAINMENT:

Blue Stove by Nordstrom, Boca Pizzeria,
Boudin SF, The Cheesecake Factory,
Nordstrom e-bar, Starbucks

BUILT / RENOVATED:

1985 / 2005

FOR INFORMATION:

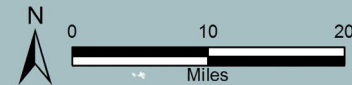
415-924-8588
Macerich.com



DEMOGRAPHIC SUMMARY

POPULATION	PRIMARY TRADE AREA		TOTAL TRADE AREA		SAN FRANCISCO-OAKLAND-HAYWARD, CA [MSA]	
2016 Total Population	174,506		557,694		4,579,112	
2021 Total Population	180,394		578,110		4,832,691	
2016-2021 Population Growth	3.4%		3.7%		5.5%	
HOUSEHOLDS						
2016 Total Households	72,534		217,301		1,703,056	
2021 Total Households	74,565		224,149		1,789,897	
2016-2021 Household Growth	2.8%		3.2%		5.1%	
INCOME						
Average Household Income	\$147,718		\$112,195		\$115,650	
Median Household Income	\$101,553		\$77,626		\$81,369	
Per Capita Income	\$62,133		\$44,428		\$43,634	
HOUSEHOLD INCOME RANGES						
\$50,000 +	53,036	73.1%	144,653	66.6%	1,159,948	68.1%
\$75,000 +	44,915	61.9%	112,368	51.7%	915,666	53.8%
\$100,000 +	36,861	50.8%	84,819	39.0%	708,595	41.6%
\$150,000 +	24,038	33.1%	47,325	21.8%	403,636	23.7%
AGE						
Median Age	46.2		42.1		39.1	
EDUCATION/OCCUPATION LEVELS						
Bachelor's Degree Plus	76,653	60.8%	173,646	44.2%	1,488,844	46.1%
White Collar	67,919	75.6%	186,376	66.8%	1,603,325	68.7%
RACE/ETHNICITY						
White	139,203	79.8%	423,851	76.0%	2,258,688	49.3%
Black	3,297	1.9%	11,465	2.1%	348,759	7.6%
American Indian	940	0.5%	5,220	0.9%	24,738	0.5%
Asian	11,041	6.3%	31,648	5.7%	1,172,184	25.6%
Pacific Islander	346	0.2%	1,670	0.3%	33,626	0.7%
Other Race	19,679	11.3%	83,839	15.0%	741,117	16.2%
Hispanic or Latino	26,447	15.2%	123,412	22.1%	1,021,516	22.3%
Not Hispanic or Latino	148,059	84.8%	434,281	77.9%	3,557,596	77.7%
DAYTIME EMPLOYMENT						
Total Businesses	13,369		31,923		207,017	
Total Employees	101,150		272,968		2,353,601	

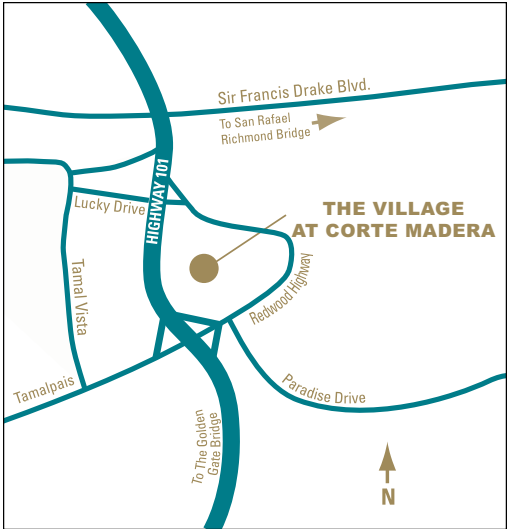
TRADE AREA MAP



LEGEND

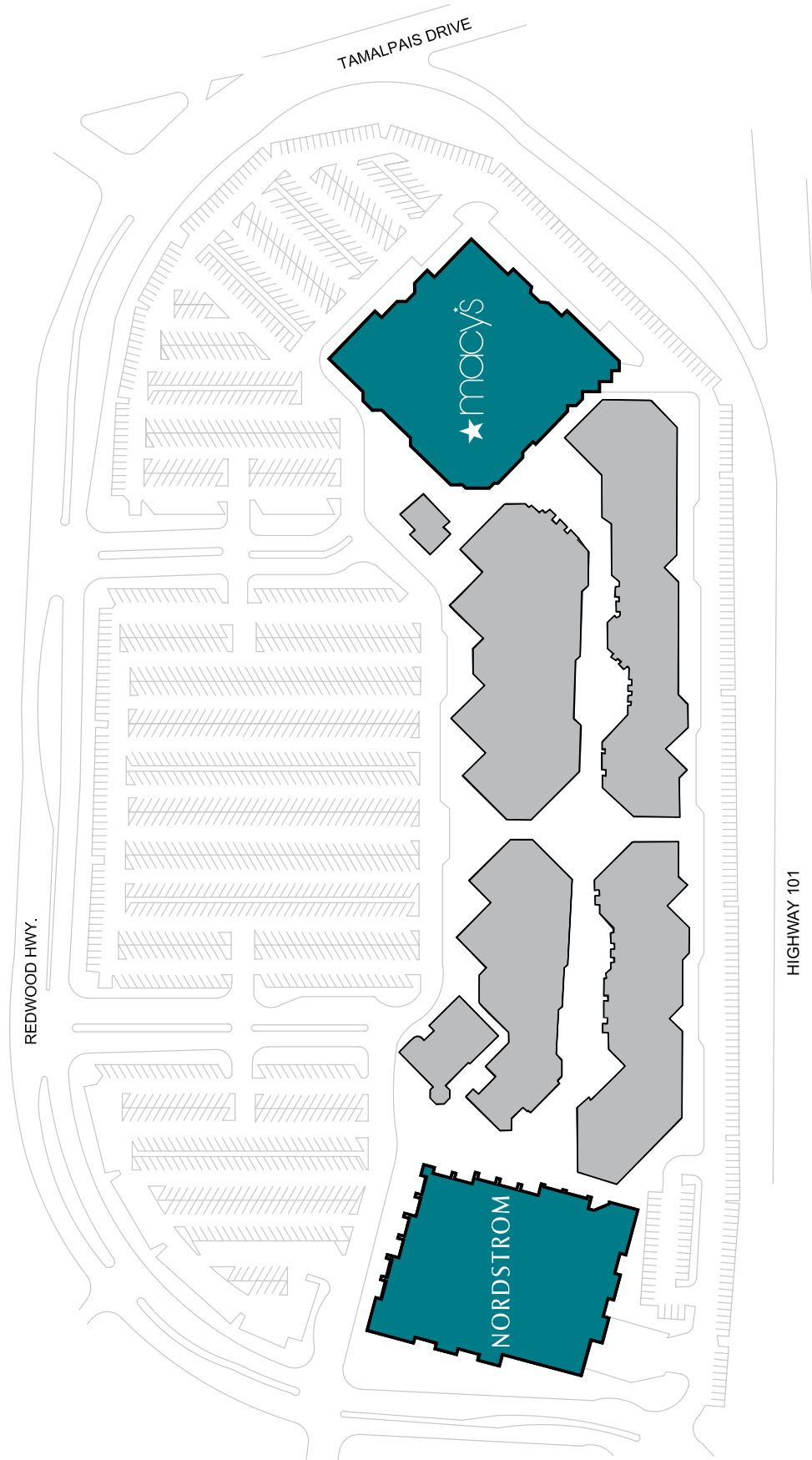

- ★ THE VILLAGE AT CORTE MADERA
- PRIMARY TRADE AREA
- SECONDARY TRADE AREA
- COMPETITIVE CENTERS
- OTHER CENTERS

N



10% PCW

SITE PLAN



MARKET FACT SHEET

MARIN COUNTY'S PER CAPITA INCOME REMAINS THE **HIGHEST IN CALIFORNIA** BY ALMOST \$20,000 PER PERSON AT APPROXIMATELY \$96,000 PER PERSON

SAN FRANCISCO INTERNATIONAL AIRPORT IS JUST 45 MINUTES AWAY, SERVING NEARLY

50 MILLION ANNUAL PASSENGERS

NEARBY OAKLAND IS THE BAY AREA'S 2ND LARGEST AIRPORT, WITH MORE THAN

11 MILLION ANNUAL PASSENGERS

DIRECTLY OFF HIGHWAY 101 WHICH IS TRAVELED BY AN AVERAGE **170,000 VEHICLES PER DAY**

MARIN IS HOME TO 3 OF THE MOST VISITED NATIONAL PARKS: MUIR WOODS NATIONAL MONUMENT, GOLDEN GATE RECREATION AREA AND POINT REYES NATIONAL SEASHORE

MEDIAN HOUSING PRICE IS OVER

\$1.08 MILLION

AMONG THE HIGHEST IN CALIFORNIA

LESS THAN 15 MINUTES FROM **GOLDEN GATE BRIDGE**

CITED AS THE HEALTHIEST COUNTY IN CA

(ROBERT WOOD JOHNSON FOUNDATION)



VISITORS GENERATED OVER **\$620 MILLION FOR MARIN COUNTY**

3.3% UNEMPLOYMENT RATE IN MARIN COUNTY VS. STATE AVERAGE OF 5.3%

9 SCHOOLS HAVE THE CALIFORNIA GOLD RIBBON DESIGNATION

24% OF THE SCHOOLS

IN MARIN COUNTY ARE PRIVATE

RANKED 8 OUT OF THE 10

TOP PERFORMING AMERICAN MALLS IN THE COUNTRY

CNBC.COM



- IL FORNAIO
- SAFeway
- BLUE BARN
- SUR LA TABLE
- RITE AID
- TOWN CENTER CORTE MADERA
- BAY CLUB MARIN
- CONTAINER STORE
- ATHLETA
- URBAN OUTFITTERS
- CRATE & BARREL
- BARNES & NOBLE
- ANTHROPOLOGIE
- POTTERY BARN
- VINEYARD VINES
- WILLIAMS-SONOMA
- MICROSOFT
- LULULEMON
- TESLA
- J.JILL
- POTTERY BARN KIDS
- MACY'S
- NORDSTROM
- THE CHEESECAKE FACTORY
- RESTORATION HARDWARE
- GAP
- J.CREW
- APPLE
- BANANA REPUBLIC

HIGHWAY 101

REDWOOD HIGHWAY